

GOALIE
CUSTOMIZER

23



CCM ALL
OUT.

AXIS2 EFLEX6

- Built from our standard construction with performance-focused design and features
- Multiple color options across Speedskin + select Emboss and Solid colors
- Key spec categories to help you play at your best
- Available in Senior & Intermediate
- Regular and Asymmetrical Graphic options


AXIS2 EFLEX6

- Pro-Spec design, including inner gusset NHL lacing on the pads, and Pro-spec options
- All color options available across SpeedSkin, Emboss and Solid materials
- Extensive spec categories, including Pro options to dial in your game
- Available in Senior-only, with added sizing options
- Regular and Asymmetrical Graphic options

AXIS 2 REGULAR



REGULAR GRAPHIC PRINT OPTIONS



SYMMETRICAL - ZONE G - TT
COLOR BASE - TONE ON TONE PRINT

AXIS 2 ASYMMETRICAL



REGULAR



FULL RIGHT



SYMMETRICAL - ZONE G - CG
WHITE BASE - SELECT PRINT COLORS

TOTAL CUSTOM EFLEX 6

CCM
TOTAL CUSTOM

TOE ARRANGEMENT OPTIONS



HD TOE BRIDGE WITH BUNGEE LACE

STOCK OPTION



PU TOE BRIDGE WITH SKATE LACE

BOOT STRAP OPTIONS



NO STRAP

STOCK OPTION



UNDER HEEL

FACE FOAM OPTIONS (REBOUND)



STOCK OPTION

CONTROL
REBOUND

DAMPENS REBOUNDS IN TIGHT, DIRECTS REBOUND OUT ON HARDER SHOTS



MAX REBOUND
TECHNOLOGY

MAXIMIZED REBOUNDS OFF OF EVERY SHOT

KNEE STRAP OPTIONS



NO STRAP
(2" ELASTIC ONLY)

STOCK OPTION



BELOW KNEE
FIXED SINGLE

INNER CHANNEL / LEG CHANNEL OPTIONS



TIGHT FIT
QMSS 2

STOCK OPTION




QMSS 2




TIGHT FIT
2 CALF STRAPS



LOOSE FIT
QMSS 2



QMSS 2



LOOSE FIT
2 CALF STRAPS

FLEX OPTIONS



PRE-CURVED
SINGLE BREAK CORE
NO BREAK OUTER



PRE-CURVED
SINGLE BREAK CORE
SINGLE BREAK OUTER

STOCK OPTION

PALM MATERIAL



AX SUEDE SUREGRIP GREY

STOCK OPTION



AX SUEDE BEIGE

"T" POCKET OPTIONS



SINGLE STRAIGHT TEE



DOUBLE STRAIGHT TEE

STOCK OPTION

CUFF / THUMB OPTIONS



581 ANGLE

STOCK OPTION



580 ANGLE



590 ANGLE



600 ANGLE

PALM MATERIAL OPTIONS



AX SUEDE BEIGE
WITH BLACK PALM

STOCK OPTION



AX SUEDE BEIGE
WITH SUREGRIP GREY PALM

TOTAL CUSTOM PRO EFLEX 6 PADS



- Pro-Spec design, including inner gusset NHL lacing on the pads, and Pro-spec options
- All color options available across SpeedSkin, Emboss and Solid materials
- Extensive spec categories, including Pro options to dial in your game
- Available in Senior-only, with added sizing options
- Regular and Asymmetrical Graphic options



KNEE CRADLE OPTIONS

KNEE CRADLE OPTIONS ARE BASED ON THE TYPE OF KNEE PROTECTOR YOU WEAR AND HOW MUCH ROOM IS NEEDED TO TRANSITION FROM THE CENTER OF THE GOAL PAD INTO THE KNEE RAISER TO CREATE A SOLID SEAL TO THE ICE.



SOFT FOAM
WITH KNEE WRAP



SOFT SUPER TIGHT FIT



RECESSED FOAM
NO WRAP



RECESSED FOAM
WITH KNEE REMOVABLE WRAP

STOCK OPTION

TOE ARRANGEMENT OPTIONS



PU TOE BRIDGE 3-HOLE
WITH BUNGEE LACE



PU TOE BRIDGE 3-HOLE
WITH SKATE LACE



HD TOE BRIDGE
WITH SKATE LACE



HD WIDE SCREWED IN TOE
BRIDGE WITH SKATE LACE

FLEX OPTIONS

FLEX OPTIONS OPTIMIZE INTERNAL AND EXTERNAL FLEX POINTS THAT CAN PROVIDE MAXIMUM COVERAGE BASED ON THE WIDTH OF YOUR BUTTERFLY AND DESIRED FLEXIBILITY ABOVE THE KNEE.



PRE-CURVED
SINGLE BREAK CORE
NO BREAK OUTER

PRE-CURVED
NO BREAK CORE
NO BREAK OUTER



PRE-CURVED
SINGLE BREAK CORE
SINGLE BREAK OUTER

STOCK OPTION



PRE-CURVED
DOUBLE BREAK CORE
SINGLE BREAK OUTER

**INNER CHANNEL /
LEG CHANNEL OPTIONS**

THE LEG CHANNEL IS A PERSONAL PREFERENCE BASED ON WHETHER THE GOALIE WANTS A LOOSE OR TIGHT FIT. A TIGHT FIT LEG CHANNEL WORKS BEST WITH A SHALLOW ULTRA SOFT EPE CORE. IF A LOOSE FIT LEG CHANNEL IS DESIRED IT IS BEST TO SELECT A SHALLOW SOFT EPE CORE.

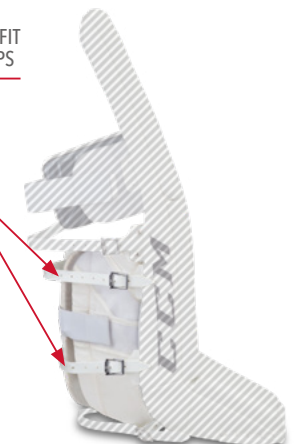


SUPER TIGHT FIT

**SUPER TIGHT FIT
LOWER STRAP
ALSO AVAILABLE**



**SUPER TIGHT FIT
2 CALF STRAPS**



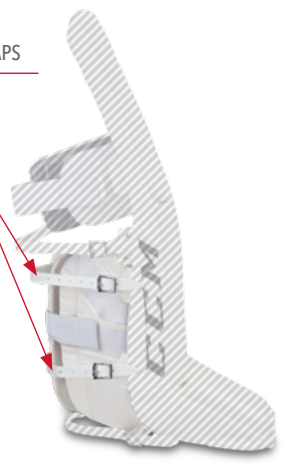
**TIGHT FIT
QMSS 2**

STOCK OPTION

**TIGHT FIT
LOWER STRAP
ALSO AVAILABLE**




**TIGHT FIT
2 CALF STRAPS**

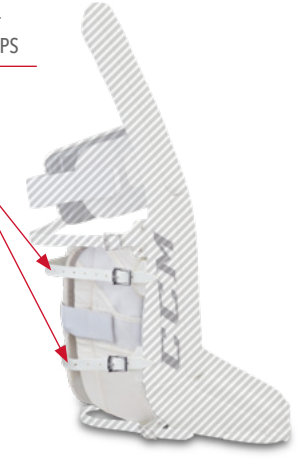


**LOOSE FIT
QMSS 2**

**LOOSE FIT
LOWER STRAP
ALSO AVAILABLE**



**LOOSE FIT
2 CALF STRAPS**



FACE FOAM OPTIONS (REBOUND)



CONTROL
REBOUND

DAMPENS REBOUNDS IN TIGHT, DIRECTS REBOUND OUT ON HARDER SHOTS

STOCK OPTION



MAX REBOUND

MAXIMIZED REBOUNDS OFF OF EVERY SHOT

THIGH PROTECTOR ATTACHMENT



NO LACE TAB

STOCK OPTION



LACE TAB

KNEE STRAP OPTIONS

THE BEST LEG STRAP OPTION MATCHES THE FLEXIBILITY OF THE GOAL PAD FROM THE KNEE UP. A DOUBLE BREAK CORE WORKS WELL WITH STRAPS ABOVE THE KNEE. A STIFFER SINGLE BREAK CORE WORKS WELL WITH LEG STRAPS AT OR BELOW THE KNEE.

NO STRAP
(2" ELASTIC ONLY)

STOCK OPTION



KNEE FIXED
SINGLE



BELOW KNEE
FIXED SINGLE



LEG & BOOT CHANNEL OPTIONS



DEEP SOFT

STOCK OPTION



DEEP STIFF



DEEP ULTRA SOFT

BOOT STRAP OPTIONS

CCM
TOTAL CUSTOM

EFLEX 6



NO STRAP

STOCK OPTION



BEHIND HEEL



UNDER HEEL



PALM MATERIAL

AX SUEDE SUREGRIP GREY

STOCK OPTION



AX SUEDE BEIGE



CUFF / THUMB OPTIONS



581 ANGLE

STOCK OPTION



580 ANGLE



590 ANGLE



600 ANGLE

"T" POCKET OPTIONS

SINGLE STRAIGHT TEE
(ALSO AVAILABLE IN +1)



DOUBLE STRAIGHT TEE

STOCK OPTION



CATCHER

PALM MATERIAL OPTIONS



AX SUEDE BEIGE
WITH BLACK PALM

STOCK OPTION



AX SUEDE BEIGE
WITH SUREGRIP GREY PALM

HAND FIT OPTIONS

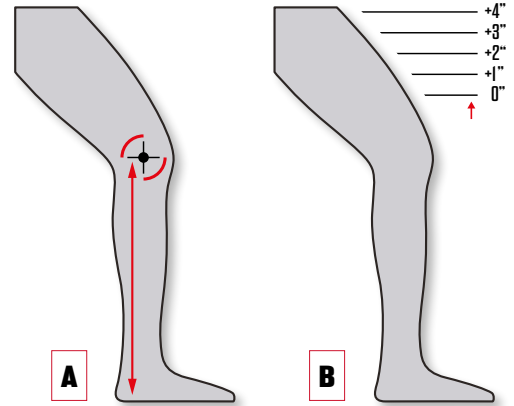


LOOSE — REGULAR

GOALIE FIT GUIDE

GOALIE LEG PAD

1. Measure the distance from the floor (bare foot) to the middle of the knee cap, straight up, knee slightly bent.
2. Take the height of the goalie.
3. Look at the chart and try size accordingly.
4. Thigh rise sizing are based off goalie's personal preference.



JAMBIÈRE DE GARDIEN

1. Mesurez la distance entre le sol (pied nu) et le milieu du genou, droit, le genou légèrement penché.
2. Prenez le dessus du gardien de but.
3. Regardez le graphique et essayez la taille en conséquence.
4. La taille de la cuisse est basée sur la préférence personnelle du gardien de but.

GOALIE'S HEIGHT (FT)	3'10"	4'0"	4'2"	4'4"	4'8"	4'10"	5'0"	5'2"	5'4"	5'6"	5'7"	5'8"	5'9"	5'10"	5'11"	6'0"	6'1"	6'2"	6'3"	6'4"	6'5"	6'6"	6'7"
GRANDEUR DU GARDIEN (M)	1m17	1m22	1m27	1m32	1m42	1m47	1m52	1m57	1m63	1m68	1m70	1m73	1m75	1m78	1m80	1m83	1m85	1m88	1m91	1m93	1m96	1m98	2m00
FLOOR TO KNEE MEASUREMENT (IN)	13" & -	13" 13.5"	13.5" 14"	14" 14.5"	15" 15.5"	15.5" 16"	16" 16.5"	16.5" 17"	17" 17.5"	17.5" 18"	18" 18.5"	18.5" 19"	19" 19.5"	19.5" 20"	20" 20.5"	20.5" 21"	21" 21.5"	21.5" 22"	22" 22.5"	22.5" 23"	23" 23.5"	23.5" 24"	24" 24.5"
MESURE DU PLANCHER AU GENOU (CM)	33.0 & -	33.0 34.3	34.3 35.6	35.6 36.8	38.1 39.4	39.4 40.6	40.6 41.9	41.9 43.2	43.2 44.5	44.5 45.7	45.7 47	47 48.3	48.3 49.5	49.5 50.8	50.8 52.1	52.1 53.3	53.3 54.6	54.6 55.9	55.9 57.2	57.2 58.4	58.4 59.7	59.7 61	61 62.2
PAD SIZE / GRANDEUR (IN)	20"	21"	22"	23"	24"	26"	28"	29"	30"	31"	31"	32"	32"	33"	33"	34"	34"	35"	35"	36"	36"	37"	37"
THIGH RISE MEASUREMENT ABOVE THE KNEE CAP (+IN)	0"	9.5"	9.5"	10"	10"	10.5"	10.5"	11"	11"	10.5"	10.5"	11"	11"	11.5"	11.5"	11"	11"	11.5"	11.5"	12"	12"	12.5"	12.5"
MESURE DE LA JAMBIÈRE AU DESSUS DE LA ROTULE (+IN)	+0.5"	10"	10"	10.5"	10.5"	11"	11"	11.5"	11.5"	12"	12"	12.5"	12.5"	13"	13"	13.5"	13.5"	14"	14"	14.5"	14.5"	15"	15"
	+1.0"	10.5"	10.5"	11"	11"	11.5"	11.5"	12"	12"	12.5"	12.5"	13"	13"	13.5"	13.5"	14"	14"	14.5"	14.5"	15"	15"	15.5"	15.5"
	+1.5"	11"	11"	11.5"	11.5"	12"	12"	12.5"	12.5"	13"	13"	13.5"	13.5"	14"	14"	14.5"	14.5"	15"	15"	15.5"	15.5"	16"	16"
	+2.0"	11.5"	11.5"	12"	12"	12.5"	12.5"	13"	13"	13.5"	13.5"	14"	14"	14.5"	14.5"	15"	15"	15.5"	15.5"	16"	16"	16"	16"
	+2.5"	12"	12"	12.5"	12.5"	13"	13"	13.5"	13.5"	14"	14"	14.5"	14.5"	15"	15"	15.5"	15.5"	16"	16"	16"	16"	16"	16"
	+3.0"	12.5"	12.5"	13"	13"	13.5"	13.5"	14"	14"	14.5"	14.5"	15"	15"	15.5"	15.5"	16"	16"	16"	16"	16"	16"	16"	16"
	+3.5"	13"	13"	13.5"	13.5"	14"	14"	14.5"	14.5"	15"	15"	15.5"	15.5"	16"	16"	16"	16"	16"	16"	16"	16"	16"	16"
	+4.0"	13.5"	13.5"	14"	14"	14.5"	14.5"	15"	15"	15.5"	15.5"	16"	16"	16"	16"	16"	16"	16"	16"	16"	16"	16"	16"

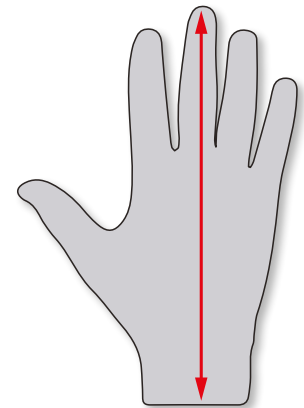
GOALIE CATCHER

Measure the distance from the middle finger tip to the bottom of your palm.

MITAINE DE GARDIEN

Mesurez la distance entre le bout du Majeur et le bas de la paume.

	SENIOR	INTERMEDIATE	JUNIOR	YOUTH
HAND SIZE (IN)	7 - 8.5"	6 - 7"	5.5 - 6.5"	4.5 - 5.5"
MESURE DE LA MAIN (CM)	18 - 21.5	15 - 18	14 - 16.5	11.5 - 14
HAND SIZE (IN)	7.5 - 8"	7 - 7.5"		
MESURE DE LA MAIN (CM)	19 - 20.5	18 - 19		
	REG	INT		



GOALIE BLOCKER

Measure the distance from the middle finger tip to the bottom of your palm.

BLOQUEUR DE GARDIEN

Mesurez la distance entre le bout du Majeur et le bas de la paume.

	SENIOR	INTERMEDIATE	JUNIOR	YOUTH
HAND SIZE (IN)	7 - 8.5"	6 - 7"	5.5 - 6.5"	4.5 - 5.5"
MESURE DE LA MAIN (CM)	18 - 21.5	15 - 18	14 - 16.5	11.5 - 14
HAND SIZE (IN)	8 - 8.5"	7.5 - 8"	7 - 7.5"	
MESURE DE LA MAIN (CM)	20.5-21.5	19-20.5	18 - 19	
	XL	REG	INT	