



**CCM
HOCKEY**

2020

**TEAM
PRODUCT GUIDE**

CCM

W

73.5673°

X

N

45.5017°



WEBSITE

CCMHOCKEY.COM

TO START YOUR B2B ONLINE SHOPPING, GO TO

WWW.GO2CCMHOCKEY.COM AND CLICK ON "REQUEST LOGIN".

FIND US ON
SOCIAL
MEDIA



WWW.FACEBOOK.COM/CCMHOCKEY



@CCMHOCKEY



CCMHOCKEY



CCM_OFFICIAL

HEAD OFFICE LOCATIONS

NORTH AMERICA

CCM HOCKEY
3400, RAYMOND-LASNIER,
MONTREAL, QUEBEC H4R 3L3
CANADA
TEL.: (800) 636-5895
FAX: (800) 636-5751

EUROPE

CCM HOCKEY AB
GÅRDSVÄGEN 13
SE 16970 SOLNA
SWEDEN
TEL.: +46 (0) 8 522 352 00
FAX: +46 (0) 8 522 352 10

© 2019 SPORT MASKA INC. ALL RIGHTS RESERVED. CCM®, SUPERTACKS®, RIBCOR® AND THE CCM STYLIZED LOGO REGISTERED TRADEMARKS OF SPORT MASKA INC.

NHL AND THE NHL SHIELD ARE REGISTERED TRADEMARKS OF THE NATIONAL HOCKEY LEAGUE. ALL NHL LOGOS AND MARKS AND TEAM LOGOS AND MARKS DEPICTED HEREIN ARE THE PROPERTY OF THE NHL AND THE RESPECTIVE TEAMS AND MAY NOT BE REPRODUCED WITHOUT THE PRIOR WRITTEN CONSENT OF NHL ENTERPRISES, L.P. © NHL 2019. ALL RIGHTS RESERVED. © PHOTOS: GETTY IMAGES.

*: THIS CATALOG MAY REFER TO THE FOLLOWING TRADEMARKS WHICH ARE OWNED BY THE COMPANIES WHOSE NAMES APPEAR AFTER THE TRADEMARK: AHL -- AMERICAN HOCKEY LEAGUE; CLARINO -- HURARAY CO. LTD.; CHL -- CANADIAN HOCKEY LEAGUE; LYCRA, SPANDEX AND SURLYN -- E.I. DUPONT DE NEMOURS AND COMPANY; ECHL -- ECHL INC.; PLAYDORY -- REEBOK INTERNATIONAL LTD; TACTEL -- INVISTA; VELCRO -- VELCRO INDUSTRIES B.V.; THINSULATE IS A TRADEMARK OF 3M, USED UNDER LICENSE IN CANADA; D30® -- DESIGN BLUE LTD.; JETSPED -- TAYLORMADE GOLF COMPANY INC.; SIGMATEX -- SIGMATEX (UK) LIMITED; POLYGIENE -- POLYGIENE AB

WARNING : HOCKEY IS A DANGEROUS COLLISION SPORT. WE RECOMMEND THAT PROTECTIVE EQUIPMENT AND A CERTIFIED HELMET BE WORN AT ALL TIMES.

SPORT MASKA INC. RESERVES THE RIGHT TO CHANGE ALL PRODUCT SPECIFICATIONS AND/OR CUSTOM PROGRAMS. WHILE THE INFORMATION SHOWN IN THIS PUBLICATION WAS CORRECT AT THE TIME OF PRINTING, WE RESERVE THE RIGHT TO DISCONTINUE THE SALE OF PRODUCT OR CHANGE SPECIFICATIONS OR DESIGNS WITHOUT NOTICE OR OBLIGATION. COPYRIGHT © SPORT MASKA INC. 2019. ALL RIGHTS RESERVED. PRINTED IN CANADA. 🍁



AT CCM, HOCKEY IS IN OUR BLOOD.

WE HAVE BEEN LACING OUR SKATES FOR 120 YEARS, AND YOU CAN STILL FIND US ON THE ICE ALMOST EVERY MORNING BEFORE WORK.

WE LIVE HOCKEY, SPIT CHICKLETS, AND GROW OUR BEARDS WITH PRIDE FOR EVERY PLAYOFF RUN. OUR MISSION IS TO PUT THE PUCK IN THE BACK OF THE NET. TO UNLOCK THE FULL POTENTIAL OF EVERY CCM ATHLETE FROM POND TO FORUM BY DELIVERING INNOVATION TO MAXIMIZE PERFORMANCE, AND IGNITE IN THEM THE SELF-CONFIDENCE TO CHASE THEIR DREAM.

CULTURALLY WE VALUE TEAMWORK, GRINDING, PINCHING AND PLAYING LIKE THERE'S A "C" ON EVERYBODY'S CHEST AT CCM.

WE'RE A STRONG, UNITED TEAM. WE BELIEVE THAT A TEAM THAT WORKS TOGETHER WILL ALWAYS BEAT A TEAM OF HIGHLY SKILLED INDIVIDUAL PLAYERS. WE'RE WILLING TO DO THE HARD, DIRTY WORK AND MAKE SACRIFICES FOR OUR TEAMMATES; LIKE BLOCKING A SHOT OR TAKING A BIG HIT TO MAKE A PLAY. EVERY TIME WE JUMP OVER THE BOARDS, WE LOOK TO SET OUR TEAMMATES UP FOR SUCCESS. WE KNOW THAT AN ASSIST IS EQUALLY AS IMPORTANT AS A GOAL.

WE PLAY FOR THE CREST ON THE FRONT OF OUR JERSEY AND NOT THE NAME ON THE BACK. IT'S ABOUT WINNING AS A TEAM, NOT PERSONAL GLORY.

WE SWEAT, BREATHE AND BLEED CCM RED EVERY DAY.

TABLE OF CONTENTS

HELMETS	2 - 5
CAGES + VISORS	6 - 7
CUSTOM GLOVES	8 - 9
GLOVES	10 - 13
CUSTOM PANTS	14 - 15
PANTS	16 - 17
GIRDLES & SHELLS	18
SIZING CHART	19
WOMEN PROTECTIVE	20 - 21
APPAREL	22 - 32
GAMEWEAR	34 - 39
CUSTOM GAMEWEAR	40 - 43
CUSTOM BAGS	44
BAGS	45 - 47
SKATES	48 - 49

TACKS 910 HELMET

YEARS OF LEADING R&D AND PERFORMANCE TESTING HAVE LED TO THE PINNACLE IN HEAD PROTECTION. INTRODUCING THE TACKS 910, A SLEEK NEW HELMET DEVELOPED IN COLLABORATION WITH THE NEUROTRAUMA IMPACT SCIENCE LABORATORY (NISL) AT THE UNIVERSITY OF OTTAWA. WRAP YOUR HEAD IN ALL-NEW PRO-GRADE TECHNOLOGIES THAT HELP PROTECT YOUR HEAD WHILE KEEPING YOU COMFORTABLE AND AT THE TOP OF YOUR GAME.



TECH 001

FLUID INSIDE + D30® SMART MATERIAL

COMBINED WITH RATE SENSITIVE D30® SMART MATERIAL, NEW FLUID INSIDE™ PODS ARE STRATEGICALLY PLACED IN THE LINER FOR UNPARALLELED IMPACT PROTECTION.

TECH 002

I.Q.SHION GEL LINER

NEW I.Q.SHION GEL MEMORY FOAM COMFORT LINER LAYERED ON MOLDED DUAL-DENSITY FOAMS WITH A SMOOTH CONTOUR EDGE, FOR PREMIUM COMFORT AND FIT. FEELS GOOD FROM THE MOMENT YOU PUT IT ON THROUGH TO YOUR LAST SHIFT.

TECH 003

ACTIVE STABILIZER

NEW SELF-ADJUSTING ACTIVE STABILIZER REAR CUSHION SUPPORTS THE OCCIPITAL BONE REGION FOR AN EXTRA SNUG AND COMFORTABLE FIT.

TECH 004

ADJUSTMENT

WITH A NEW TOOL-FREE FRONT-TO-BACK ADJUSTMENT, ENCASED IN A REINFORCED SIDE IMPACT FRAME FOR ADDED RIGIDITY, THE TACKS 910 HELMET MAKES IT EASIER THAN EVER TO FIND YOUR FIT. DESIGNED TO FIT A WIDER RANGE OF HEAD SIZES.





[HT910 / HT910C] **TACKS 910** HELMET

SIZES	HAT SIZES	HELMET	\$
L	58.5 - 63.0 cm / 7 3/8 - 8	COMBO	\$
M	55.5 - 60.0 cm / 7 - 7 1/2		
S	52.5 - 57.0 cm / 6 1/2 - 7 1/8		

PROTECTION	FLUID INSIDE POD MATRIX AND D3O® TECHNOLOGY	Designed for an elite level of protection, to dissipate impact energy and manage all types of impacts thanks to new Fluid Inside pods strategically placed in liner, combined with rate sensitive D3O® Smart Material.
COMFORT	I.Q.SHION GEL MEMORY FOAM COMFORT LINER AND DUAL DENSITY MOLDED FOAMS WITH SMOOTH CONTOUR EDGE	Offer a pro level of comfort and fit with the added benefit of sweat management properties at the front.
ADJUSTMENT	ACTIVE STABILIZER AND TOOL-FREE ADJUSTMENT SYSTEM	Self-adjusting occipital support cushion and easy front-to-back side adjustment with a wider size range for a customized snug fit.
SHELL	OPTIMIZED AESTHETICS AND REINFORCED SIDE IMPACT FRAME	A pro-approved look with new structure stiffness for added protection on sides.
COLORS		*Offered as a combo with FM780 (S-M-L) in Black
* AVAILABLE AS COMBO		



[HT710 / HT710C] **TACKS 710** HELMET

SIZES	HAT SIZES	HELMET	\$
L	57 - 62 CM / 7 1/8 - 7 3/4	COMBO	\$
M	55 - 59 CM / 6 7/8 - 7 3/8		
S	51 - 56 CM / 6 3/8 - 7		

PROTECTION/COMFORT	I.Q.SHION FOAM COMFORT LINER WITH D3O® AND R.E.D. SYSTEM	Designed to manage multiple types of impacts while offering a premium level of comfort and fit.
ADJUSTMENT	SINGLE TOOL-FREE ADJUSTMENT	Easy adjustment at the back of the helmet for a customized snug fit.
SHELL	DESIGNED TO MAXIMIZE PROTECTIVE CAPABILITIES	A pro preferred look with geometry that helps absorb impacts.
COLORS		*Offered as a combo with FM680 (S-M-L) in Gunmetal
* AVAILABLE AS COMBO		



[HT310 / HT310C] **TACKS 310** HELMET

SIZES	HAT SIZES	HELMET	\$
L	57 - 62 CM / 7 1/8 - 7 3/4	COMBO	\$
M	55 - 59 CM / 6 7/8 - 7 3/8		
S	51 - 56 CM / 6 3/8 - 7		

PROTECTION/COMFORT	I.Q.SHION FOAM COMFORT LINER WITH D3O®	High level of protection and offers a premium level of comfort and fit.
ADJUSTMENT	SINGLE TOOL-FREE ADJUSTMENT	Easy adjustment at the back of the helmet for a customized snug fit.
SHELL	DESIGNED TO MAXIMIZE PROTECTIVE CAPABILITIES	A pro preferred look with geometry that helps absorb impacts.
COLORS		
* AVAILABLE AS COMBO		



[HT110 / HT110C] **TACKS 110** HELMET

SIZES	HAT SIZES	HELMET	\$
L	57 - 62 CM / 7 1/8 - 7 3/4	COMBO	\$
M	55 - 59 CM / 6 7/8 - 7 3/8		
S	51 - 56 CM / 6 3/8 - 7		
XS	50 - 54 CM / 6 1/4 - 6 3/4		

PROTECTION/COMFORT	MULTI DENSITY FOAM LINER	Pro-preferred look and developed to help manage a variety of impacts.
ADJUSTMENT	SINGLE TOOL-FREE ADJUSTMENT	Easy adjustment at the back of the helmet for a customized snug fit.
SHELL	DESIGNED TO MAXIMIZE PROTECTIVE CAPABILITIES	A pro preferred look with geometry that helps absorb impacts.
COLORS		*Offered as a combo with SILVER FM580 (XS-S-M-L)
* AVAILABLE AS COMBO		



[HTFL3DS / HTFL3DSC]
FITLITE 3DS HELMET

PROTECTION	D3O® SMART MATERIAL WITH RATE SENSITIVE SHOCK ABSORBING PROPERTIES	Premium level protection that disperses the force of impact.
COMFORT	LOW DENSITY EPP WITH MEMORY FOAM COMFORT CUSHIONS	Offers a lightweight professional level of protection and state-of-the-art comfort.
ADJUSTMENT	MICRODIAL III ALLOWS A FULL 360° WRAP AND ADJUSTMENT	Optimal fit and comfort with an occipital lock for a customizable fit that keeps the helmet in place during play.
SHELL	HIGH-DENSITY PE SHELL WITH ABS SUBSHELL	Lightweight professional level of protection.
COLORS		*Offered as a combo with FM680 (S, M, L) in Gunmetal

DESIGNED SPECIFICALLY FOR THE PLAYER FROM **7 To 11** YEARS OLD



[HTFLJRC]
FL3DS JUNIOR HELMET

PROTECTION/COMFORT	MULTI DENSITY LINER WITH INTEGRATED D3O®	Designed to manage junior specific impacts.
ADJUSTMENT	TOOL FREE FACEMASK ADJUSTMENT + FRONT-TO-BACK SIDE CLIPS	An easy-to-adjust helmet that will grow with the player.
SHELL	HIGH-DENSITY PE SHELL	Lightweight elite level of protection.
COLORS		

[ACCYTS] \$
FL3DS YOUTH/JUNIOR
DECALS - HELMET STICKER PACK

PINK - BLUE - RED - NEON YELLOW - SILVER - GREEN - BLACK
*Contains all colors



DESIGNED SPECIFICALLY FOR THE PLAYER FROM **4 To 7** YEARS OLD



[HTYTHC]
FL3DS YOUTH HELMET

PROTECTION/COMFORT	MULTI DENSITY LINER WITH INTEGRATED D3O®	Designed to manage youth specific impacts.
ADJUSTMENT	TOOL FREE FACEMASK ADJUSTMENT + FRONT-TO-BACK SIDE CLIPS	An easy-to-adjust helmet that will grow with the player.
SHELL	HIGH-DENSITY PE SHELL	Lightweight elite level of protection.
COLORS		





[HT500] FL500

HELMET

SIZES

L 56 - 60.5 CM / 7 - 7 5/8
S/M 52.5 - 57 CM / 6 5/8 - 7 1/8

HAT SIZES

56 - 60.5 CM / 7 - 7 5/8
52.5 - 57 CM / 6 5/8 - 7 1/8

HELMET \$

PROTECTION

D3O® SMART MATERIAL WITH
RATE SENSITIVE SHOCK
ABSORBING PROPERTIES

Premium level protection that disperses
the force of impact.

COMFORT

I.Q.SHION COMFORT LINER WITH
D3O® AND PATENT PENDING MUL-
TI-LAYER FOAM CONFIGURATION

Offers a high level of protection and
a premium level of comfort and fit.

ADJUSTMENT

TOOL FREE LENGTH ADJUSTMENT

Easy adjustment Fit Clips on the side of the helmet
for a customized fit and high level of comfort.

SHELL

HIGH DENSITY PE SHELL

Lightweight PE shell construction.

COLORS



NO COMBO, only compatible with
FM500 Facemask in Gunmetal



i.Q.SHION



[HTFL90 / HTFL90C] FL90

HELMET

SIZES

L 57 - 62 CM / 7 1/8 - 7 3/4
M 54 - 59 CM / 6 3/4 - 7 3/8
S 51 - 56 CM / 6 3/8 - 7

HAT SIZES

57 - 62 CM / 7 1/8 - 7 3/4
54 - 59 CM / 6 3/4 - 7 3/8
51 - 56 CM / 6 3/8 - 7

HELMET \$
COMBO \$

PROTECTION

D3O® SMART MATERIAL WITH
RATE SENSITIVE SHOCK
ABSORBING PROPERTIES

Premium level protection that disperses
the force of impact.

COMFORT

I.Q.SHION MEMORY FOAM
COMFORT LINER WITH D3O®

High level of protection and offers a premium level
of comfort and fit.

ADJUSTMENT

INTEGRATED MICRODIAL ALLOWS
75% WRAP AND ADJUSTMENT

Allows for an easily adjustable wrap around the head
for optimal custom fit and comfort.

SHELL

HIGH-DENSITY PE SHELL

Lightweight elite level
of protection.

COLORS



Offered as a combo with the
FM680 (S, M, L) in Gunmetal

D3O

i.Q.SHION

[ACHSTKFL90] \$ FL90 DECALS

RED (RD) - SILVER (SL) - ROYAL (RY) - SUNFLOWER (SF) - BLACK (BK) - NAVY (NV) -
ORANGE (OG) - VIOLET (VI) - HARVARD (HV) - DARK GREEN (DG) - WHITE (WH)

*Sold individually



[HTFL60 / HTFL60C] FL60

HELMET

SIZES

L 58 - 63 CM / 7 1/4 - 7 7/8
M 55 - 59 CM / 6 7/8 - 7 3/8
S 51 - 56 CM / 6 3/8 - 7

HAT SIZES

58 - 63 CM / 7 1/4 - 7 7/8
55 - 59 CM / 6 7/8 - 7 3/8
51 - 56 CM / 6 3/8 - 7

HELMET \$
COMBO \$

PROTECTION

LIQUID FILLED R.E.D. SYSTEM
BLADDERS POSITIONED BETWEEN
THE LINER AND THE PLAYER'S HEAD

Revolutionary technology developed with
the University of Ottawa to manage multiple
types of impacts.

COMFORT

LOW-DENSITY EPP LINER WITH
LYCRA COMFORT CUSHIONS

Offers high level protection and comfort.

ADJUSTMENT

TOOL FREE FIT CLIPS
LENGTH ADJUSTMENT

Easy adjustment on the side of the helmet
for a customized fit and high level of comfort.

SHELL

HIGH-DENSITY PE SHELL

Lightweight high level of protection.

COLORS



*Offered as a combo with
FMFL80 (S-M-L) in silver

* AVAILABLE AS COMBO



[HT50 / HT50C] CCM50

HELMET

SIZES

SR L 57.5 - 62 CM / 7 1/4 - 7 3/4
M 54.5 - 59 CM / 6 3/4 - 7 3/8
S 50.5 - 56 CM / 6 1/4 - 7
JR XS 48 - 53 CM / 6 - 6 5/8

HAT SIZES

57.5 - 62 CM / 7 1/4 - 7 3/4
54.5 - 59 CM / 6 3/4 - 7 3/8
50.5 - 56 CM / 6 1/4 - 7
48 - 53 CM / 6 - 6 5/8

HELMET \$
COMBO \$

COMFORT

MULTI DENSITY FOAM LINER

Liner designed to provide high levels
of comfort and protection.

ADJUSTMENT

TOOL FREE FIT CLIPS
LENGTH ADJUSTMENT

Easy adjustment on the side of the helmet
for a customized fit and high level of comfort.

SHELL

HIGH-DENSITY PE SHELL

Lightweight high level of protection.

COLORS



*Offered as a combo with
FM50 (XS-S-M-L) in silver

* AVAILABLE AS COMBO



[FMFV1]
**FV1 FULL FACE
VISOR**

SIZES	SR	\$
	JR	\$



SUPERIOR
ANTI-SCRATCH COATING



EXCELLENT
OPTICAL ACCURACY



PREMIUM
ANTI-FOG COATING

CONSTRUCTION	IMPACT RESISTANT POLYCARBONATE WITH ANTI-FOG AND ANTI SCRATCH	High-quality material and finish offers a wide and unobstructed field of vision.
DESIGN	OPTIMAL VENT PLACEMENT	Modern vent design maximizes air flow for great breathability during play.
CHIN CUP	MULTI DENSITY FOAM CHIN CUP	Comfortable and snug fitting chin cup.
CERTIFICATION	CSA, HECC , CE	

CERTIFIED ON:

FITLITE	FL3DS			FL90		
	S	M	L	S	M	L
FV1 JR	✓			✓		
FV1 SR	✓	✓	✓	✓	✓	✓

TACKS	TACKS 910			TACKS 710			TACKS 310			TACKS 110		
	S	M	L	XL	S	M	L	XL	S	M	L	XL
FV1 JR	✓				✓				✓			
FV1 SR	✓	✓	✓	✓	✓	✓	✓	✓	✓	✓	✓	✓

BAUER	RE-AKT			RE-AKT 75			RE-AKT 150		
	S	M	L	S	M	L	S	M	L
FV1 JR	✓			✓			✓		
FV1 SR	✓	✓	✓	✓	✓	✓	✓	✓	✓



[VR24] \$
**VR24
STRAIGHT
CERTIFIED
VISOR + SPACER**



REVISION'S PREMIUM
ANTI-SCRATCH COATING



MILITARY GRADE
OPTICAL ACCURACY



REVISION'S OCUMAX
ANTI-FOG COATING

POWERED BY REVISION.

CERTIFICATION	CSA, HECC , CE
VISOR HEIGHT	90 MM / 3.6 IN
COLOR	CLEAR



*AVAILABLE
IN U.S. ONLY

[VR25] \$
**VR25
STRAIGHT
VISOR + SPACER**



REVISION'S PREMIUM
ANTI-SCRATCH COATING



MILITARY GRADE
OPTICAL ACCURACY



REVISION'S OCUMAX
ANTI-FOG COATING

POWERED BY REVISION.

CERTIFICATION	CE ONLY
VISOR HEIGHT	88 MM / 3.5 IN
COLOR	CLEAR



[VR14] \$
**VR14
STRAIGHT
CERTIFIED
VISOR + SPACER**



ANTI-SCRATCH
COATING



VERY GOOD
OPTICAL ACCURACY

CERTIFICATION	CSA, HECC , CE
VISOR HEIGHT	96 MM / 3.8 IN
COLOR	CLEAR

[ACCFVC] \$
**FV1 FULL FACE VISOR
ACCESSORIES**

AVAILABLE IN SR & JR
20 TOP CLIPS - 10L & 10R
20 SCREWS

[VRSPAC] \$
**VISOR
ACCESSORIES**

4 SCREWS
2 SPACERS
2 DUAL T-NUTS

Can be used with all CCM visors.



D3O®

[FM780] **780** FACEMASK

SIZES SR S, M, L
COLOR BLK, GML, WHT \$

WIRES	THIN FLAT WIRES	Thin alloy bars designed to provide maximum visibility.
CHIN CUP	MULTI DENSITY FOAM CHIN CUP WITH D3O® SMART MATERIAL	Designed to provide high levels of comfort, sweat management, and impact absorbing protection.



580 FACEMASK

BLACK [FM580BK] SILVER [FM580SL] WHITE [FM580WH] SIZES SR XS, S, M, L \$

WIRES	THIN ROUND WIRES	Designed to provide maximum visibility.
CHIN CUP	MULTI DENSITY FOAM CHIN CUP	Designed to provide high levels of comfort and protection.



[FM500] **500** FACEMASK

SIZES SR S, M, L
COLOR GUNMETAL \$

WIRES	THIN FLAT WIRES	Thin alloy bars design to provide maximum visibility.
CHIN CUP	MULTI DENSITY FOAM CHIN CUP	Designed to provide high levels of comfort, sweat management, and protection.



[FM50] **50** FACEMASK

SIZES SR XS, S, M, L
COLOR BLK, SILV \$

WIRES	THIN ROUND WIRES	Designed to provide maximum line of sight.
CHIN CUP	COMFORT FOAM WITH WIRE GUARD	Designed for comfort with a good level of protection.

HELMET SIZE COMPARISON CHART

		SIZE RANGE (CM)																				
		46	47	48	49	50	51	52	53	54	55	56	57	58	59	60	61	62	63	64	65	66
TACKS 910	S																					
	M																					
	L																					
TACKS 710	S																					
	M																					
	L																					
TACKS 310	S																					
	M																					
	L																					
TACKS 110	XS																					
	S																					
	M																					
FL3DS	YT																					
	JR																					
	S																					
FL90	S																					
	M																					
	L																					
FL60	S																					
	M																					
	L																					
CCM50	XS																					
	S																					
	M																					
FL500	S/M																					
	L																					

HELMET ACCESSORIES

HHNUMB	HT NUMBER STICKER • BLK / RED / RYL / WHT
ACCTC2	TOPCLIP • FM780 / FM680 • 40 (20L, 20R)
ACCTC3	TOPCLIP • FMFL80 / FM580 / FM50 • 40 (20L, 20R)
ACCTKE	TACKS EAR COVER, EAR LOOP & STRAP • 5 Sets • BLK / WHT
[NEW] ACCTK9E	TACKS 910 EAR COVER, EAR LOOP & STRAP • 5 Sets • BLK / WHT
ACCJC1	JCLIP • FM780 / FM680 / FV1 • 20 (10L, 10R)
ACCJC2	JCLIP • OTHER CCM • 20 (10L, 10R)
ACCSCW	SCREW SET CCM • 20 (10M, 10L)

ACCTYK	YT ACCESSORY KIT
1- 2 Top Clips	3- 2 sets Cage Straps
2- 2 sets J Clips	4- 2 sets Rear Hooks
	*Includes all hardware

ACCJRK	JR ACCESSORY KIT
1- 2 Top Clips	3- 2 sets Cage Straps
2- 2 sets J Clips	*Includes all hardware

ACCCKR	
1- FM780 / FM680 / FV1 J-clip	(12)
2- Left J-clip	(10)
3- Right J-clip	(10)
4- Earloops	(2 pair)
5- Round post	(25)
6- Long post	(25)
7- Square Post	(20)
8- Rear snap screw	(25)
9- Plastic buckles	(15)
10- FM780 / FM680 topclip	(20)
11- FL40 topclip	(10L/10R)
12- FMFL80 / FM50 topclip	(20)
13- Rear snap	(25)
14- Long screw	(25)
15- Medium screw	(25)



CUSTOM GLOVES



[HG4PC]

CUSTOM 4ROLL GLOVES

BASED OFF OF THE CLASSIC 4ROLL GLOVE WITH AN OPEN SEGMENTED CUFF AND PE INSERTS. THE FINGERS/BACKHAND HAVE BEEN UPGRADED TO INCLUDE PE INSERTS + HD FOAM + PE FOAM. COMES WITH A PRO NASH PALM WITH KEVLAR REINFORCEMENT FOR ADDED DURABILITY.

SIZES	SR	13", 14", 15"
	JR	10", 11", 12"

MINIMUM - 12 PER ORDER (TOTAL ACROSS ALL SIZES)



[HG65C]

CUSTOM 65C GLOVES

BASED OFF OF THE TACKS GLOVE WITH AN OPEN SEGMENTED CUFF AND PE INSERTS. THE FINGERS/BACKHAND HAVE BEEN UPGRADED TO INCLUDE PE INSERTS + HD FOAM + PE FOAM. COMES WITH A PRO NASH PALM WITH KEVLAR REINFORCEMENT FOR ADDED DURABILITY.

SIZES	SR	13", 14", 15"
	JR	10", 11", 12"

MINIMUM - 12 PER ORDER (TOTAL ACROSS ALL SIZES)



[HG45C]

CUSTOM 45C GLOVES

BASED OFF OF THE TACKS GLOVE WITH AN OPEN SEGMENTED CUFF AND PE INSERTS. THE FINGERS/BACKHAND INCLUDE PE INSERTS + PE FOAM. COMES WITH A NASH PALM WITH NASH REINFORCEMENT FOR ENHANCED DURABILITY.

SIZES	SR	13", 14", 15"
	JR	10", 11", 12"
	YT	8", 9"

** NO LOGO CAPABILITY ON YOUTH GLOVES
DUE TO SPACE LIMITATIONS

MINIMUM - 12 PER ORDER (TOTAL ACROSS ALL SIZES)

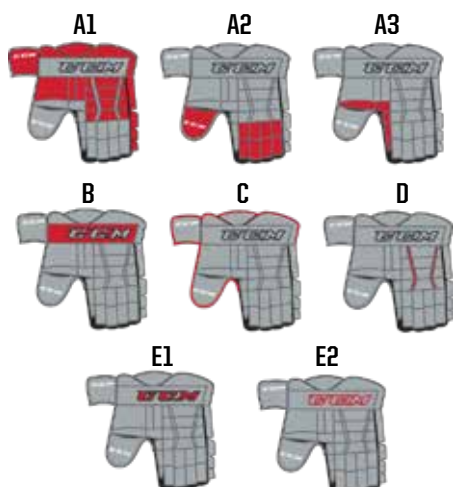


- NO COLOR LIMIT
- LIMITED DETAIL
DUE TO AVAILABLE SPACE



- 15 CHARACTER MAX
- WHITE ONLY
- SCREEN PRINT ONLY

CUSTOMIZABLE GLOVE ZONES



STANDARD CCM GLOVE COLORS

BLACK	WHITE
RED 186C	NAVY 282C
ROYAL 58 287C	ROYAL 08 281C
YELLOW 109C	ANTIQUE GOLD 4515C
SKY BLUE 292C	PHOENIX RED 202C
STORM GREY 431C	SILVER 429C
DARK GREEN 3435C	KELLY GREEN 356C
SUN FLOWER 1235C	PURPLE 267C
BEIGE 468C	BROWN 440C
ORANGE 166C	MAROON 490C
PURE GOLD (VGK) 1255C**	TEAL 315C*

* AVAILABLE ONLY FOR ZONES E1/E2
** NOT AVAILABLE FOR ZONE C



- NO COLOR LIMIT
- LIMITED DETAIL
DUE TO AVAILABLE SPACE



- 15 CHARACTER MAX
- WHITE ONLY
- SCREEN PRINT ONLY

CUSTOMIZABLE GLOVE ZONES



CUSTOMIZABLE GLOVE ZONES



- NO COLOR LIMIT
- LIMITED DETAIL
DUE TO AVAILABLE SPACE



- 15 CHARACTER MAX
- WHITE ONLY
- SCREEN PRINT ONLY

TACKS 4R PRO² GLOVES

TACKS 4R PRO² GLOVES

GET A GRIP ON YOUR GAME. THE LATEST CCM GLOVE TO GET A MAJOR UPGRADE, NEW TACKS 4ROLL PRO² DELIVER PRO-LEVEL PROTECTION AND UNPARALLELED MOBILITY FOR SLICK STICK HANDLING. THINK CLASSIC STRAIGHT 4 ROLL FIT WITH AN OPEN FLEXCUFF + PRO FLEXTHUMB TO KEEP YOUR HANDS SHARP AND LET YOUR IMAGINATION RUN WILD.



TECH 001

NASH[®] PALM WITH REINFORCEMENT

WITH A PRO-LEVEL NASH PALM AND ADDED EMBOSSED NASH REINFORCEMENT, YOU AND YOUR STICK BECOME ONE.

TECH 002



D3O[®] SMART MATERIAL PROTECTION

PROVEN IMPACT PROTECTION COMBINED WITH DUAL-DENSITY FOAM AND PE INSERTS.

TECH 003



Polygiene[®]

POLYGIENE[®] TREATED LINER

SUBLIMATED GRAPHIC LINER TREATED WITH POLYGIENE[®] TO HELP CONTROL ODOR-CAUSING BACTERIA.



[HG4RP2] **TACKS 4R PRO²**
GLOVES

SIZES	SR	13", 14", 15"	\$
	JR	10", 11", 12"	\$



[HG4PRO] **4R PRO**
GLOVES

SIZES	SR	13", 14", 15"	\$
	JR	11", 12"	\$
			\$

CONSTRUCTION PRO-APPROVED POLYESTER + PU LEATHER
Maximize durability with a classic look.

CONSTRUCTION PRO-SELECTED POLYESTER
Maximize fit and comfort.

FINGERS / BACKHAND DUAL-DENSITY FOAM WITH PE INSERTS + D3O® SMART MATERIAL BACKHAND
Pro-level protection and shock absorbency around the entire hand with added D3O® Smart Material on the backhand.

FINGERS / BACKHAND VENTED DUAL DENSITY FOAM WITH PE INSERTS
High level of protection and air flow to keep from overheating.

LINER POLYGIENE® TREATED LINER
Soft, comfortable and treated with anti-microbial Polygiene® to help control odor-causing bacteria.

THUMB FLEXIBLE THUMB - SR ONLY
Increases mobility for a better grip on the stick.

THUMB PRO FLEXTHUMB - SR ONLY
Two-piece thumb delivers better mobility and an incredible grip on your stick.

PALM DURABLE NASH PALM WITH REINFORCEMENT
Durable and soft to help improve stick handling.

PALM NASH PALM WITH NASH REINFORCEMENT
An enhanced feel for your stick, plus superior durability and comfort.

CUFF OPEN, SEGMENTED CUFF WITH PE INSERTS
Enhances freedom of movement and protection.

CUFF SEGMENTED FLEXCUFF WITH PE INSERTS
Open segmented cuff for major freedom of movement, flexibility and protection.





[HGAS1]
SUPER TACKS AS1
GLOVES

SIZES	SR	13", 14", 15"	\$
	JR	11", 12"	\$

CONSTRUCTION	PRO-APPROVED POLYESTER	Durable construction built from high-quality materials.
FINGERS / BACKHAND	PE FOAM + PE INSERTS WITH D30® SMART MATERIAL	Premium PE foam and PE inserts layered with D30® Smart Material for pro-level protection and shock absorbency.
LINER	POLYGIENE® TREATED LINER	Soft, comfortable and treated with anti-microbial Polygiene® to help control odor-causing bacteria.
THUMB	PRO FLEXTHUMB - SR ONLY	Two-piece thumb delivers better mobility and an incredible grip on your stick.
PALM	PRO CLARINO® PALM AND CLARINO® REINFORCEMENT	Pro feel and excellent durability.
CUFF	SEGMENTED FLEXCUFF	Open segmented cuff for major freedom of movement, flexibility and protection.

COLORS



[HGAS1]
YOUTH SUPER TACKS AS1
GLOVES

SIZES	YT	8", 9"	\$
-------	----	--------	----

CONSTRUCTION	PRO-APPROVED POLYESTER	Durable, lightweight construction built from superior materials.
FINGERS / BACKHAND	D30® SMART MATERIAL WITH PE FOAM	Lightweight construction and elite protection.
PALM	WATER REPELLENT NASH® PALM WITH REINFORCEMENT	An enhanced feel for your stick, plus superior durability and comfort. Upgraded with water repellent.
CUFF	OPEN CUFF	Freedom of movement, plus augmented flexibility and protection.
COLORS	BKWH	



[HG9080]
TACKS 9080
GLOVES

SIZES	SR	13", 14", 15"	\$
	JR	10", 11", 12"	\$

CONSTRUCTION	PRO-APPROVED POLYESTER	Durable, lightweight construction built from superior materials.
FINGERS / BACKHAND	D30® SMART MATERIAL WITH PE FOAM + PE INSERTS	Premium PE foam and PE inserts layered with D30® Smart Material for pro-level protection and shock absorbency.
LINER	POLYGIENE® TREATED LINER	Soft, comfortable and treated with anti-microbial Polygiene® to help control odor-causing bacteria.
THUMB	PRO FLEXTHUMB - SR ONLY	Two-piece thumb delivers better mobility and an incredible grip on your stick.
PALM	CLARINO® PALM WITH KEVLAR® REINFORCEMENT	Pro-feel with increased abrasion resistance.
CUFF	SEGMENTED FLEXCUFF	Open, segmented cuff for major freedom of movement, flexibility and protection.

COLORS



[HG9060]
TACKS 9060
GLOVES

SIZES	SR	13", 14", 15"	\$
	JR	10", 11", 12"	\$

CONSTRUCTION	LIGHTWEIGHT POLYESTER	Durable construction built from high-quality materials.
FINGERS / BACKHAND	DUAL-DENSITY FOAM WITH PE INSERTS	Dual-density foam and PE inserts deliver lightweight, top-notch protection.
THUMB	PRO FLEXTHUMB - SR ONLY	Two-piece thumb delivers better mobility and an incredible grip on your stick.
PALM	NASH® PALM WITH REINFORCEMENT	An enhanced feel for your stick, plus superior durability and comfort.
CUFF	SEGMENTED FLEXCUFF	Open segmented cuff for major freedom of movement, flexibility and protection.

COLORS





[HGFT1]

JETSPEED FT1

GLOVES

SIZES	SR	13", 14", 15"	\$
	JR	11", 12"	\$

CONSTRUCTION	PRO-APPROVED POLYESTER + SYNTHETIC LEATHER + LIGHTWEIGHT PROTECTIVE FOAM	Durable, lightweight construction built to deliver pro-level protection.
LINER	POLYGIENE® TREATED LAMINATED LINER WITH PU CUSHION FOAM	Soft and comfortable, this liner is treated with anti-microbial Polygiene® to help control odor-causing bacteria.
FINGERS / BACKHAND	PRO-LEVEL D3O® + ZOTEFOAM® + PE INSERTS PACKAGE	Extremely lightweight construction and pro-level protection.
THUMB	PRO FLEXTHUMB	2-piece thumb delivers better mobility and an incredible grip on your stick.
PALM	PRO CLARINO® PALM + REINFORCEMENT	Soft feel for ultimate stick handling and superior durability.
CUFF	ANATOMICAL OPEN FLEXCUFF	Enhanced freedom of movement, flexibility and protection.

COLORS



[HGFT1]

YOUTH JETSPEED FT1

GLOVES

SIZES	YT	8", 9"	\$
-------	----	--------	----

CONSTRUCTION	LIGHTWEIGHT POLYESTER	Durable construction built from high-quality material.
LINER	PE FOAM	Lightweight construction and reliable protection.
THUMB	REGULAR PE THUMB	Great thumb mobility and protection.
PALM	SOFT NASH® PALM	Soft feel and great durability.
COLORS	BKWH, NVWH	



[HG390]

JETSPEED FT390

GLOVES

SIZES	SR	13", 14", 15"	\$
	JR	10", 11", 12"	\$

CONSTRUCTION	PRO-APPROVED POLYESTER	Durable, lightweight construction built from superior material.
LINER	POLYGIENE® TREATED LAMINATED LINER WITH PU CUSHION FOAM	Soft and comfortable, this liner is treated with anti-microbial Polygiene® to help control odor-causing bacteria.
FINGERS / BACKHAND	PRO-LEVEL HD/PE FOAM + PE INSERTS	Lightweight construction and elite-level protection.
THUMB	PRO FLEXTHUMB	Increased mobility for a better grip.
PALM	PRO FEEL CLARINO® BASE PALM + HIGH ABRASION REINFORCEMENT	Soft feel for ultimate stickhandling with high-caliber durability.
CUFF	ANATOMICAL OPEN CUFF	Enhanced freedom of movement and protection.

COLORS



[HG370]

JETSPEED FT370

GLOVES

SIZES	SR	13", 14", 15"	\$
	JR	10", 11", 12"	\$

CONSTRUCTION	PRO-QUALITY MESH	Lightweight and incredibly durable.
LINER	LINER WITH PU CUSHION FOAM	Soft feel.
FINGERS / BACKHAND	PE FOAM AND PE INSERT	Premium foam and inserts deliver lightweight, top-notch protection.
THUMB	PRO FLEXTHUMB	Increased mobility for a better grip.
PALM	SOFT NASH® PALM WITH EMBOSSED ABRASION REINFORCEMENT	Soft feel and enhanced durability.
CUFF	OPEN CUFF	Freedom of movement, plus augmented flexibility and protection.

COLORS





[HP65C]

CUSTOM HP65C PANTS

- PRO 400D NYLON WITH SIDE PANEL REINFORCEMENT
- PE CAP ON HIP JOINT
- HD FLOATING SPINE PROTECTOR
- INTERNAL BELT SYSTEM WITH LENGTH ADJUSTING ZIPPER

SIZES	SR	S, M, L, XL, XXL
	JR	S, M, L, XL



[HP45C]

CUSTOM HP45C PANTS

- 400D LIGHTWEIGHT NYLON PANELS WITH SIDE PANEL REINFORCEMENT
- PE CAP ON HIP JOINT
- FLOATING SPINE PROTECTOR
- EXTERNAL BELT SYSTEM WITH LENGTH ADJUSTING ZIPPER

SIZES	SR	S, M, L, XL, XXL
	JR	XS, S, M, L, XL
	YT	S, M, L



[PP15C]

CUSTOM PP15C SHELL

- PRO 400D NYLON WITH REINFORCEMENT
- DESIGNED TO FIT OVER HOCKEY PANTS
- SAME FIT AS THE RETAIL SHELL PP15

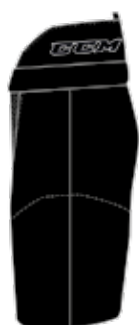
SIZES	SR	S, M, L, XL, XXL
	JR	S, M, L, XL
	YT	S, M, L
	GOALIE	S/M, L/XL



LOGO INFO

- NO COLOR LIMITATION
- LIMITED SIZE BASED ON AVAILABLE SPACE TO EMBROIDER
- YOU MUST SPECIFY THE LOGO WIDTH WHEN PLACING YOUR ORDER ON OUR CUSTOMIZER AND WE WILL ENSURE THE HEIGHT IS PROPORTIONAL

STRIPING OPTIONS



ST000
NO STRIPE



ST100
1"



ST200
2"



ST300
3"



ST210
2"+1"




ST310
3"+1"



ST320
3"+2"



ST321
3"+2"+1"



ST80T
3/4" TOP +
1/2" LOWER



STNYR **

** LIMITED COLORS AVAILABLE

WHITE/ BLACK • WHITE/ RED • WHITE/ ROYAL BLUE
WHITE/ NAVY • WHITE/ SUNFLOWER • WHITE/ ORANGE


MINIMUMS

PLAYER PANTS / SHELLS - 12 UNITS (TOTAL ACROSS ALL SIZES)

GOALIE SHELLS - 2 UNITS (MUST BE ORDERED AT THE SAME TIME AS PLAYER PANTS / SHELLS)

STANDARD CCM PANT COLORS

BASE AND STRIPES



BLACK



WHITE



RED
186C



NAVY
282C



ROYAL 58
287C



ROYAL 08
281C



YELLOW
109C




ANTIQUE GOLD
4515C



SKY BLUE
292C



PHOENIX RED
202C



DARK GREEN
3435C




KELLY GREEN
356C




SUN FLOWER
1235C



PURPLE
267C



BEIGE
468C




BROWN
440C



ORANGE
166C



MAROON
490C



SILVER
429C



[HPAS1]

SUPER TACKS AS1 PANTS

SIZES	SR	S, M, L, XL	\$
	JR	M, L	\$

CONSTRUCTION	PRO 4000 NYLON WITH SIDE PANEL REINFORCEMENT	Premium-quality nylon reduces weight and increases durability in high-wear areas.
ADJUSTMENT	INTERNAL BELT SYSTEM WITH STABILIZED BELLY PAD AND LENGTH-ADJUSTING ZIPPER	The belt is built for ultimate comfort and adjustability while the 1" length-adjusting zipper gives you a fit that's customized.
HIP	JDP HIP CAP REINFORCED WITH D30® SMART MATERIAL	Pro-level cap construction disperses impact force away from the hip while D30® helps absorb impact and shock.
KIDNEY	MOLDED PE CAP	Pro-level impact protection in the kidney area.
BACK PROTECTION	HEIGHT-ADJUSTABLE FLOATING SPINE PROTECTOR WITH D30® SMART MATERIAL	Adjust the floating spine protector to achieve your best fit in terms of both protection and comfort. Built using D30® Smart Material for added impact and shock absorption.
THIGH GUARD	FLOATING MOLDED HD CAP + PE FOAM WITH LEG ZIPPER	Pro-level protection with a floating thigh guard that makes it easy to apply custom embroidery.

[HPAS1]

YOUTH SUPER TACKS AS1 PANTS

SIZES	YT	S, M, L	\$
COLORS		BLACK, NAVY	

CONSTRUCTION	ADJUSTMENT	BACK PROTECTION	THIGH GUARDS
200D NYLON WITH PRO 4000 REINFORCEMENT Elite-level material with extra reinforcement in high-wear areas.	E-FIT INTERNAL BELT AND EXTERNAL BELT WITH LENGTH-ADJUSTING ZIPPER Provides a snug fit and maximum comfort.	FLOATING SPINE PROTECTOR WITH D30® SMART MATERIAL IN TAILBONE PAD Ultimate comfort and protection for your spine, plus D30® impact and shock absorption for your tailbone.	PE INSERTS THIGH GUARDS Premium PE provides elite impact protection.

[HP9080]

TACKS 9080 PANTS

SIZES	SR	S, M, L, XL, XXL	\$
	JR	S, M, L, XL	\$

CONSTRUCTION	PRO 4000 NYLON WITH SIDE PANEL REINFORCEMENT	Premium quality nylon reduces weight and increases durability in high wear areas.
ADJUSTMENT	INTERNAL BELT SYSTEM WITH STABILIZED BELLY PAD + LENGTH-ADJUSTING ZIPPER	The belt is built for ultimate comfort and adjustability while the 1" length-adjusting zipper gives you a fit that's customized.
HIP	JDP HIP CAP REINFORCED WITH D30® SMART MATERIAL	Pro-level cap construction disperses impact force away from the hip joint while D30® helps absorb impact and shock.
KIDNEY	MOLDED PE CAP	Pro-level impact protection in the kidney area.
BACK PROTECTION	FLOATING SPINE PROTECTOR WITH D30® SMART MATERIAL	Superior lower back protection combined with D30® material for impact and shock absorption.
THIGH GUARD	FLOATING MOLDED PE CAP + PE FOAM WITH LEG ZIPPER	Pro-level protection with a floating thigh guard that makes it easy to apply custom embroidery.



[HP9060]

TACKS 9060 PANTS

SIZES	SR	S, M, L, XL	\$
	JR	XS, S, M, L, XL	\$

CONSTRUCTION	400D LIGHTWEIGHT NYLON PANELS WITH SIDE REINFORCEMENT	High-quality nylon reduces weight and increases durability.
ADJUSTMENT	INTERNAL BELT SYSTEM WITH LENGTH-ADJUSTING ZIPPER	Custom fit with 1" length extension.
HIP	JDP HIP CAP REINFORCED WITH PE FOAM	Pro-level cap construction disperses the impact force away from the hip joint while PE foam provides added comfort and protection.
KIDNEY	MOLDED PE CAP	Pro-level impact protection in the kidney area.
BACK PROTECTION	FIXED MOLDED PE SPINE PROTECTOR	Molded PE spine for impact protection in the lower back.
THIGH GUARD	FLOATING MOLDED PE CAP + PE FOAM WITH LEG ZIPPER	Pro-level protection with a floating thigh guard that makes it easy to apply custom embroidery.



[HP6052T]

TACKS 6052 PANTS

SIZES	SR	S, M, L, XL, XXL	\$
	JR	S, M, L, XL	\$

CONSTRUCTION	PRO 4000 NYLON WITH SIDE PANEL REINFORCEMENT	Reduce weight and optimize durability.
ADJUSTMENT	PADDED INTERNAL BELT SYSTEM WITH HIDDEN LENGTH ADJUSTING ZIPPER	Custom fit with 1" length extension.
HIP	PE CAP ON HIP JOINT	High level of protection dispersing the force of impact away from hip joint.
KIDNEY	MOLDED PE PROTECTION	Maximum impact protection.
BACK PROTECTION	HD FLOATING SPINE PROTECTOR	Maximum impact protection in lower back.





BLACK



NAVY

[HPFT1]

JETSPEED FT1 PANTS

	SIZES	SR	S, M, L, XL	\$
		JR	M, L, XL	\$
CONSTRUCTION	400D + TEXTURED 400D + TEXTURED POLYESTER + SIDE PANEL REINFORCEMENT	Reduced weight and optimized durability.		
ADJUSTMENT	INTERNAL BELT SYSTEM WITH LENGTH-ADJUSTING ZIPPER	Custom fit with 1" length extension.		
LINER	DRYFOAM TECHNOLOGY WITH SOFT LAMINATED WATER REPELLENT LINING	Soft laminated liner absorbs less sweat so you can stay dry and your equipment lightweight.		
HIP / KIDNEY	MOLDED PE CAPS WITH VENTED ZONES	Pro-level impact protection with added ventilation.		
BACK PROTECTION	FLOATING SPINE PROTECTOR WITH MOLDED ROCKETFRAME COMPOSITE CAP	Made with NHL-caliber lightweight composite material for maximum impact protection and mobility in the lower back.		
THIGH GUARD	MOLDED HD AND PE FOAM + LEG ZIPPER	Lightweight pro-level of protection with zipper adjustment for a more customized fit.		



BLACK



NAVY



RED

[HP390]

JETSPEED FT390 PANTS

	SIZES	SR	S, M, L, XL, XXL	\$
		JR	S, M, L, XL	\$
CONSTRUCTION	400D + TEXTURED 400D + TEXTURED POLYESTER + SIDE PANEL REINFORCEMENT	Reduced weight and optimized durability.		
ADJUSTMENT	INTERNAL BELT SYSTEM AND HIDDEN 1" LENGTH-ADJUSTING ZIPPER DRYFOAM TECHNOLOGY WITH	Allows for a custom fit and optimized comfort.		
LINER	SOFT LAMINATED WATER REPELLENT LINING	Soft laminated liner absorbs less sweat so you can stay dry and keep your equipment lightweight.		
HIP / KIDNEY	MOLDED PE CAPS WITH VENTED ZONES	Pro-level protection with added ventilation.		
BACK PROTECTION	FLOATING SPINE PROTECTOR WITH MOLDED PE CAP	Superior impact protection with extra mobility in lower back so your pants never get in the way of the game.		
THIGH GUARD	MOLDED PE PLASTIC + LEG ZIPPER	High-level protection with zipper adjustment for a more customized fit.		



BLACK



NAVY



RED



ROYAL

[HP370]

JETSPEED FT370 PANTS

	SIZES	SR	S, M, L, XL	\$
		JR	S, M, L, XL	\$
CONSTRUCTION	400D / 200D / TEXTURED POLYESTER	Reduced weight and optimized durability.		
ADJUSTMENT	INTERNAL BELT SYSTEM	Delivers a snug and comfortable fit.		
LINER	POLYESTER COMFORT LINER	Great comfort and durability.		
HIP / KIDNEY	MOLDED PE CAPS	High-level protection.		
BACK PROTECTION	MOLDED PE BACK PROTECTOR	High-impact protection in lower back.		
THIGH GUARD	MOLDED PE PLASTIC	High-level protection.		



COLORS



BLACK



NAVY



[HP350]

YOUTH JETSPEED FT350 PANTS

	SIZES	VT	COLORS	\$
HIP				
PE CAP				
BACK PROTECTION				
THIGH GUARD				

HIP

PE CAP

High-level of protection designed to disperse impact force away from the hip joint.

BACK PROTECTION

PE INSERT SPINE PROTECTOR

Added impact protection in the lower back.

THIGH GUARD

MOLDED PE THIGH GUARD PROTECTION

Maximum impact protection around the legs.

JETSPEED GIRDLE

WHEN YOU'RE PLAYING TO WIN, YOU WANT A PANT THAT PROTECTS WITHOUT SLOWING YOU DOWN. THE NEW JETSPEED GIRDLE HAS BEEN REDESIGNED WITH D30® SMART MATERIAL FOR PROFESSIONAL GRADE PROTECTION ENVELOPED IN A CLOSE-TO-THE-BODY CUSTOM FIT THAT WON'T CUT IN ON YOUR DRIVE TO THE NET.

TECH 001

CUSTOM FIT

THIGH GUARDS CAN EASILY BE ADJUSTED IN LENGTH AND WIDTH FOR YOUR IDEAL FIT AND COMFORT, KEEPING THE PROTECTION CLOSE TO THE BODY AND ALLOWING YOU TO MOVE FAST. SNUG FIT THROUGH THE WAIST AND THIGHS WITH A HIDDEN +1" PANT LENGTH ADJUSTMENT FOR ADDED ADAPTABILITY. COMPATIBLE WITH NEW PPJS JETSPEED GIRDLE SHELL (SOLD SEPARATELY).



[PGJS] **[NEW]**
JETSPEED GIRDLE

CONSTRUCTION	ADJUSTMENT	HIP / THIGH	BACK PROTECTION	SIZES	SR	S, M, L, XL	\$
					JR	M, L	\$
PRO 4000 NYLON WITH SIDE PANEL REINFORCEMENT	ADJUSTABLE THIGH GUARD (LENGTH / WIDTH)	PE MOLDED CAP + MID-DENSITY FOAM	NEW INJECTION-MOLDED SPINE PROTECTOR WITH D30® AND HD FOAM				
				Sublimated liner with Dry Foam technology to keep the product lightweight.			
				Easily customizable fit for an excellent level of comfort.			
				Pro-level lightweight impact protection, plus JDP hip caps to disperse impact force away from the hip joint.			
				Pro-level impact protection in the lower back with a segmented tailbone pad that molds to your body.			

* COMPATIBLE WITH PPJS SHELL, SOLD SEPARATELY



[PPJS] **[NEW]**
JETSPEED GIRDLE SHELL

CONSTRUCTION	ADJUSTMENT	PROTECTION	COLORS	SIZES	SR	S, M, L, XL	\$
					JR	M, L	\$
PRO 4000 NYLON WITH SIDE PANEL REINFORCEMENT	HIDDEN 1" ZIPPER + ADJUSTABLE LENGTH & INSIDE LEG ZIPPER	PADDED KIDNEY BELT OVER INTERNAL BELT	BLACK, NAVY				
				Reduced weight, optimized durability plus mesh panels for breathability and stretch panels for great mobility.			
				For a customizable fit.			
				Low-profile belt for added protection and comfort.			

* OPTIMIZED FIT OVER PGJS GIRDLE WITH ATTACHMENTS TO SECURE IN PLACE FOR A SEAMLESS PRO LOOK



[PP15] [PP15G]
PANT SHELL

CONSTRUCTION	PRO 4000 + REINFORCEMENT
--------------	--------------------------

COLORS

BLACK	NAVY	RED	ROYAL	DARK GREEN	MAROON	HARVARD	VIOLET	KELLY GREEN

TECH 002

D30® SMART MATERIAL SPINE PROTECTOR

IMPACT ABSORBING D30® AND HD FOAM HELPS PROTECT YOUR BACK FROM INCIDENTAL IMPACTS SO YOUR FOCUS REMAINS ON SPEED AND AGILITY.

TECH 003

JDP HIP CAP + PE MOLDED CAP + MID-DENSITY FOAM

CAP CONSTRUCTION DISPERSES IMPACT FORCE AWAY FROM THE HIPS WHILE PE AND MID-DENSITY FOAM KEEP YOU COMFORTABLE AND AT PEAK MOBILITY.

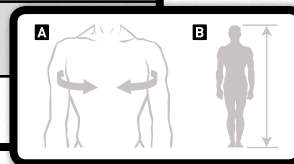
TECH 004

DRYFOAM™ TECHNOLOGY

SUBLIMATED GRAPHIC LINER WITH DRYFOAM™ TECHNOLOGY WORKS HARD TO KEEP YOUR SWEAT FROM WEIGHING DOWN YOUR EQUIPMENT YOUR PLAY.

PROTECTIVE SIZING

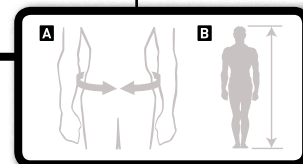
SHOULDER PADS	SMALL	MEDIUM	LARGE	X-LARGE
SR	A] 34" - 37" / 86 CM - 94 CM B] 54" - 57" / 137 CM - 145 CM	A] 37" - 40" / 94 CM - 102 CM B] 57" - 510" / 170 CM - 178 CM	A] 40" - 43" / 102 CM - 109 CM B] 510" - 62" / 178 CM - 188 CM	A] 43" - 46" / 109 CM - 117 CM B] 60" + / 183 CM +
JR	A] 28" - 30" / 71 CM - 76 CM B] 44" - 48" / 132 CM - 142 CM	A] 30" - 32" / 76 CM - 81 CM B] 48" - 52" / 142 CM - 157 CM	A] 32" - 35" / 81 CM - 89 CM B] 52" - 56" / 157 CM - 168 CM	
YT	A] 23" - 58 CM - B] 34" - / 102 CM -	A] 23" - 25" / 58 CM - 64 CM B] 34" - 40" / 102 CM - 122 CM	A] 25" - 28" / 64 CM - 71 CM B] 40" - 44" / 122 CM - 132 CM	



ELBOW PADS	SMALL	MEDIUM	LARGE	X-LARGE
SR	54" - 57" / 137 CM - 145 CM	57" - 510" / 170 CM - 178 CM	510" - 62" / 178 CM - 188 CM	60" + / 183 CM +
JR	44" - 48" / 132 CM - 142 CM	48" - 52" / 142 CM - 157 CM	52" - 56" / 157 CM - 168 CM	-
YT	34" - / 102 CM -	34" - 40" / 102 CM - 122 CM	40" - 44" / 122 CM - 132 CM	-

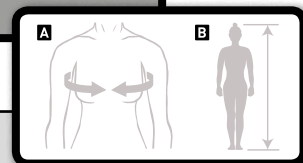
SHIN GUARDS	SMALL	MEDIUM	LARGE	X-LARGE	XX-LARGE
SR	14" / 36 CM 54" - 57" / 137 CM - 145 CM	15" / 38 CM 57" - 510" / 170 CM - 178 CM	16" / 41 CM 510" - 62" / 178 CM - 188 CM	17" / 43 CM 62" - 64" / 185 CM - 193 CM	18" / 45 CM 64" + / 193 CM +
JR	11" / 28 CM 44" - 48" / 132 CM - 142 CM	12" / 30 CM 48" - 52" / 142 CM - 157 CM	13" / 33 CM 52" - 56" / 157 CM - 168 CM	-	-
YT	8" / 20 CM 34" - 38" / 102 CM - 112 CM	9" / 23 CM 38" - 40" / 112 CM - 122 CM	10" / 26 CM 40" - 46" / 122 CM - 137 CM	-	-

PANTS	X-SMALL	SMALL	MEDIUM	LARGE	X-LARGE	XX-LARGE
SR	-	A] 28" - 32" / 71 CM - 81 CM B] 54" - 57" / 137 CM - 145 CM	A] 32" - 36" / 81 CM - 91 CM B] 57" - 510" / 170 CM - 178 CM	A] 34" - 38" / 86 CM - 97 CM B] 510" - 62" / 178 CM - 188 CM	A] 38" - 42" / 97 CM - 107 CM B] 60" + / 183 CM +	A] 42" + / 107 CM + B] 62" + / 188 CM +
JR	A] 23" OR LESS / - 58 CM OR LESS B] 44" OR LESS / 132 CM OR LESS	A] 23" - 25" / 58 CM - 64 CM B] 44" - 48" / 132 CM - 142 CM	A] 24" - 27" / 61 CM - 69 CM B] 48" - 52" / 142 CM - 157 CM	A] 26" - 28" / 66 CM - 71 CM B] 52" - 56" / 157 CM - 168 CM	A] 27" - 29" / 69 CM - 74 CM B] 54" - 57" / 163 CM - 170 CM	
YT	-	A] 20" - 22" / 51 CM - 56 CM B] 34" - 37" / 102 CM - 109 CM	A] 21" - 23" / 53 CM - 58 CM B] 37" - 40" / 109 CM - 122 CM	A] 22" - 24" / 56 CM - 61 CM B] 40" - 44" / 122 CM - 132 CM		

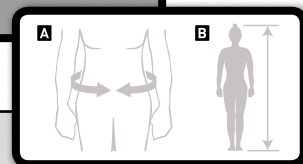


WOMEN'S PROTECTIVE SIZING

SHOULDER PADS	SMALL	MEDIUM	LARGE	
CHEST	70 - 85 CM 28 - 33 IN	85 - 100 CM 33 - 39 IN	100 - 120 CM 39 - 47 IN	
HEIGHT	149 - 160 CM 4'11" - 5'3"	160 - 171 CM 5'3" - 5'7"	171 - 183 CM 5'7" - 6'0"	



PANTS	SMALL	MEDIUM	LARGE	
WAIST	63 - 72 CM 25 - 29 IN	73 - 83 CM 29 - 33 IN	84 - 95 CM 33 - 37 IN	
HEIGHT	149 - 160 CM 4'11" - 5'3"	160 - 171 CM 5'3" - 5'7"	171 - 183 CM 5'7" - 6'0"	



W

73.5673°


X

Z

45.5017°

JET- SPEED WOMEN'S FTW

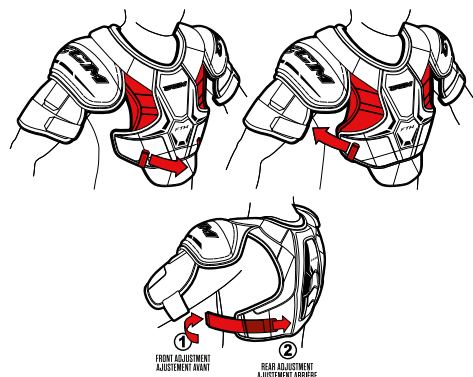
YOU'VE BEEN ASKING FOR EQUIPMENT THAT FITS YOUR GAME AND YOUR BODY, AND WE LISTENED. THAT'S WHY WE ENLISTED THE HELP OF PRO-LEVEL FEMALE PLAYERS TO CREATE PROTECTIVE EQUIPMENT PACKED WITH INNOVATIVE ADJUSTMENT FEATURES, D30® SMART MATERIAL AND MORE GAME-CHANGING SPECS YOU'LL LOVE. INTRODUCING JETSPED FTW, A NEW LINEUP OF GEAR DESIGNED FOR WOMEN BY WOMEN.



TECH 001

CUSTOMIZABILITY

JETSPED FTW SHOULDER PADS FEATURE AN ADJUSTABLE STRAPPING SYSTEM FOR A TAILORED WRAPAROUND FIT, PLUS YOU CAN SHIFT YOUR COVERAGE. THE PANTS IN THIS COLLECTION ALSO COME WITH A HIDDEN +1" ZIPPER LENGTH ADJUSTMENT.



TECH 002

PROTECTION

GET PROTECTION YOU CAN RELY ON AND MOVE IN. LOW PROFILE SHOULDER CAPS AND A CHEST PANEL PROTECTION THAT ADJUSTS AND STAYS LOCKED IN CLOSE TO THE BODY. PRO-LEVEL D30® SMART MATERIAL INJECTED IN KEY AREAS TO PROTECT YOU FROM IMPACTS.

TECH 003

COMFORT

SOFT AND DURABLE STRETCH MATERIALS MAKE IT EASY TO PULL ON OR OFF - NO MATTER YOUR SHAPE. WE'VE ALSO INCLUDED A LACE PANT CLOSURE AND INTERNAL BELT SYSTEM TO REDUCE SHIFTING AND KEEP THEM SECURE ON YOUR HIPS.



[SPFTW] [NEW]

JETSPEED FTH WOMEN'S SHOULDER PADS



SIZES WM S, M, L \$

CHEST	INNOVATIVE ADJUSTABLE CHEST PROTECTION	Made from premium molded foam, the adjustable chest panel is designed to conform to any body - no matter what shape or size. Because reliable protection should be comfortable too.
CAPS	LOW-PROFILE MOLDED SHOULDER CAPS WITH D30® SMART MATERIAL	Made from impact-absorbing D30® Smart Material, these low-sitting lightweight caps deliver high-level protection without slowing you down.
TORSO	COMFORT SIDE GUSSET + ADJUSTABLE TORSO STRAP SYSTEM	You can't always predict where the hits will land. That's why we added extra side coverage, an adjustable strap system for custom length and a removable belly pad.
BICEPS	HEIGHT-ADJUSTABLE FLOATING BICEPS	Elite low-profile protection that's comfortable and less restrictive.
SPINE	ANATOMICAL MOLDED PE SPINE	Maximum protection for the back.
CLAVICLE	FLOATING CLAVICLE PROTECTION	Must-have protection in a key impact area.



[HPFTW] [NEW]

JETSPEED FTH WOMEN'S PANTS



SIZES WM S, M, L \$

CONSTRUCTION	BUILT TOUGH WITH STRETCH BACK PANEL	Made with a back panel that can stretch to any size, these lightweight pants provide comfortable and durable protection from heavy hits.
ADJUSTMENT	STRETCH OPENING + INTERNAL BELT SYSTEM + HIDDEN +1" LENGTH-ADJUSTING ZIPPER	Easy on/off extendable opening with lace closure for a custom snug fit and unparalleled comfort.
BACK PROTECTION	NEW LOW-PROFILE INJECTION-MOLDED SPINE PROTECTOR WITH D30® + SEGMENTED TAILBONE PAD	Pro-level impact protection in the lower back with a segmented tailbone pad that molds to the body.
LINER	DRYFOAM TECHNOLOGY WITH SOFT LAMINATED WATER REPELLENT LINING	Soft laminated liner absorbs less sweat so you can stay dry and your equipment lightweight.
THIGH GUARD	MOLDED PE PLASTIC + INNER LEG ZIPPER	Equipped with a low-profile design, this thigh guard was made to deliver pro-level protection and comfort.
HIP / KIDNEY	MOLDED PE CAPS	Lightweight pro-protection in the hips and kidney area.
COLOR	BLK	



12
BLACK



T9
TRUE NAVY



05
RED



6C
TEAM ROYAL

[J5588 / YT J5588]

LIGHTWEIGHT RINK SUIT JACKET



SIZES	SR	S - 3XL	\$
	YT	2XS - XL	\$

BODY /
INSIDE

Features zippered side pockets with reflective tape, plus venting at the front armhole and back cut lines for better breathability. Customize your fit at the body hem with a bungee cord and elastic binding at sleeve opening.

Superior stretch mesh lining with an interior zipper for greater post-embellishment access. Inner drop-in pocket with Velcro closure. Jersey fabric on the inside collar.

LOGO	Strategically positioned embroidered CCM logo provides full front and back embellishment zones.
CONTENT	100% polyester, 80gsm Repels water and prevents static cling.
COLORS	Black (12), True Navy (T9), Red (05), Team Royal (6C).



12
BLACK



T9
TRUE NAVY



05
RED



6C
TEAM ROYAL

[PN5589 / YT PN5589]

LIGHTWEIGHT RINK SUIT PANT



SIZES	SR	S - 3XL	\$
	YT	2XS - XL	\$

BODY /
INSIDE

Featuring an adjustable drawcord waistband and reflective tape at the back knees, plus an auto-lock zipper at the bottom side leg designed to bring your fit to a whole new level. Bonus: zippered side pockets for your keys. See sizing chart for inseam length.

Superior stretch mesh and taffeta lining with an exposed CCM jacquard elastic waistband.

LOGO	Strategically positioned embroidered CCM logo.
CONTENT	100% polyester, 80gsm Repels water and prevents static cling.
COLORS	Black (12), True Navy (T9), Red (05), Team Royal (6C).



4B
DARK GREY
HEATHER



T9
TRUE NAVY



12
BLACK

[J5590 / YT J5590]

PREMIUM SKATE SUIT JACKET



SIZES	SR	S - 3XL	\$
	YT	2XS - XL	\$

BODY /
INSIDE

Suit up in a premium jacket with zippered side pockets and reflective tape. Fleece inserts at underarm and back deliver added comfort and mobility. Laser-cut holes at the back give you better breathability and, finally, the bungee-adjusted body hem and Velcro cuffs drive home a fit you can't beat.

Stretch mesh lining with an interior zipper for greater post-embellishment access. Inner drop-in pocket with Velcro closure. Jersey fabric on the inside collar.

LOGO	Strategically positioned embroidered CCM logo provides full front and back embellishment zones.
CONTENT	100% polyester, 130gsm (Black & True Navy) & 150 gsm (Dark Grey Heather) Repels water and prevents static cling.
COLORS	Black (12), True Navy (T9), Dark Grey Heather (4B)



4B
DARK GREY
HEATHER



T9
TRUE NAVY



12
BLACK

[PN5591 / YT PN5591]

PREMIUM SKATE SUIT PANT



SIZES	SR	S - 3XL	\$
	YT	2XS - XL	\$

BODY /
INSIDE

Featuring zippered side pockets and an auto-lock zipper at the bottom side leg, the Premium Skate Suit Pant also comes with an adjustable waistband and drawcords for a more customized fit. Laser-cut holes at the knee give you enhanced breathability. Bonus: reflective tape on the back knees.

Superior stretch mesh and taffeta lining, exposed CCM jacquard elastic waistband. See sizing chart for inseam length.

LOGO	Strategically positioned embroidered CCM logo.
CONTENT	100% polyester, 130gsm (Black & True Navy) & 150 gsm (Dark Grey Heather) Repels water and prevents static cling.
COLORS	Black (12), True Navy (T9), Dark Grey Heather (4B)



[J7379 / YT J7379]

ANORAK JACKET



SIZES	SR	S - 3XL	\$
YT	2XS - XL		\$

BODY /
INSIDE

Made from a lightweight stretch woven fabric with printed film, the Anorak Jacket features a ¾" front short zipper closure and a zippered kangaroo pocket with reflective tape. Looking for extra comfort and mobility? Fleece back inserts and fleece underarms with laser-cut holes check all the boxes. Finally, a bungee body hem, elastic cuffs and adjustable hood deliver the ultimate fit.

Jersey fabric on the inside collar.

LOGO Strategically positioned embroidered CCM logo provides full front and back embellishment zones.

CONTENT 100% polyester, 155gsm
Repels water and prevents static cling.

COLORS Black (12), Navy (T9), Charcoal Grey (19)



[PN7494 / YT PN7494]

OUTDOOR SHELL PANT



SIZES	SR	S - 3XL	\$
YT	2XS - XL		\$

BODY /
INSIDE

Made from a lightweight stretch woven fabric with printed film. Get ultimate comfort and breathability thanks to a full upper back panel with Tech Fleece and laser-cut holes at the knee. The drawcord waistband and bungee leg openings deliver a customized fit that won't interrupt your stride. Finally, zippered side pockets and reflective tape at the knees give you that extra edge. See sizing chart for inseam length.

Exposed CCM jacquard elastic waistband.

LOGO Strategically positioned embroidered CCM logo.

CONTENT 100% polyester, 155 gsm
Repels water and prevents static cling.

COLORS Black (12), Navy (T9), Charcoal Grey (19)



[J6666 / YT J6666]

MID-WEIGHT JACKET

SIZES	SR	S - 3XL	\$
YT	2XS - XL		\$

BODY /
INSIDE

Zippered side pockets with reflective tape, plus a bungee body hem and elastic binding at the cuff for added adjustability.

Polar fleece inside collar and body, plus 60gsm woven insulation in the sleeves. An interior zipper provides greater post-embellishment access. Inner drop-in pocket with Velcro closure.

LOGO Strategically positioned embroidered CCM logo provides full front and back embellishment zones.

CONTENT 100% polyester, 80gsm
Repels water and prevents static cling.

COLORS Black (12), True Navy (T9)



[J6935 / YT J6935]

PREMIUM MID-WEIGHT JACKET

SIZES	SR	S - 3XL	\$
YT	2XS - XL		\$

BODY /
INSIDE

Zippered side pockets with reflective tape, bungee body hem and elastic binding at the cuff for added adjustability.

Polar fleece inside collar and body, plus 60gsm woven insulation in the sleeves. An interior zipper provides greater post-embellishment access. Inner drop-in pocket with Velcro closure.

LOGO Strategically positioned embroidered CCM logo provides full front and back embellishment zones.

CONTENT 100% polyester, 150gsm
Repels water and prevents static cling.

COLORS Dark Grey Heather (4B)



[J5647 / YT J5647]

WINTER JACKET



SIZES	SR	S - 3XL	\$
YT	2XS - XL		\$

BODY /
INSIDE

Put your team spirit on display in a winter jacket featuring zippered pockets, thick rib knit cuffs and reflective tape. Best of all, the bungee hem and Velcro cuffs make it easy to perfect your fit. Also includes a detachable zippered hood with bungee cord (SR only).

150gsm insulation and microfleece inside collar. An interior zipper provides greater post-embellishment access. Inner drop-in pocket with Velcro closure.

LOGO Strategically positioned embroidered CCM logo provides full front and back embellishment zones.

SHELL Content 100% polyester, 130gsm (Black, True Navy) & 150gsm (Dark Grey Heather).

COLORS Black (12), True Navy (T9), Dark Grey Heather (4B)

TEAM ESSENTIALS



[J4797] **TEAM QUILTED WINTER JACKET**



SIZES	SR	S - 3XL	\$
	YT	2XS - XL	\$

BODY /
INSIDE

Walk into the arena as a united front. The new Team Quilted Winter Jacket features external zippered pockets and a large embellishment zone. The interior zipper provides greater post-embellishment access. Inner drop-in pockets.
200gsm Thinsulate™ insulation.

LOGO	Strategically positioned embroidered CCM logo.
SHELL	Content 100% polyester.
COLORS	Black (12), True Navy (T9), Charcoal (19)



[J3806] **INSULATED OVERCOAT**

SIZES	SR	2XS - 2XL	\$
-------	----	-----------	----

BODY /
INSIDE

Make a statement in a wool-blend overcoat with multi-layer fiber insulation, a notch collar and hidden front buttons. The front welt pockets and inside chest pocket with button closure provide the perfect hiding place for your phone, keys, etc.

LOGO	Embroidered CCM logo.
CONTENT	80% Polyester / 15% Wool / 5% Rayon, 380g Insulation (80g)
COLORS	Black (12), Dark Grey Heather (4B)



[F4795] **FLEECE BASE LAYER**

SIZES	SR	S - 3XL	\$
	YT	2XS - XL	\$

BODY /
INSIDE

Made with polyester brushed fleece, the base layer features a zip-up pocket on the left sleeve and stylish zipper taping on front waist pockets.

LOGO	Strategically positioned embroidered CCM logo provides full front embellishment zones.
CONTENT	100% polyester.
COLORS	Black (12), True Navy (T9), Dark Grey Heather (4B)



[J5599] **SOFTSHELL JACKET**

SIZES	SR	XS - 3XL	\$
-------	----	----------	----

BODY /
INSIDE

Designed to be flexible and durable, the Softshell Jacket can be worn alone or with the Fleece Base Layer. It features zippered side pockets, elastic binding at the cuff and a double-layer collar.
ID label for easy identification.

LOGO	Strategically positioned embroidered CCM logo provides full front and back embellishment zones.
CONTENT	Bonded microfleece, 260gsm (water repellent and breathable)
COLORS	Black (12), Dark Grey Heather (4B)



[J5648 / YT J5648] **QUILTED JACKET**



SIZES	SR	S - 3XL	\$
	YT	2XS - XL	\$

BODY /
INSIDE

Stay toasty yet looking cool in the Quilted Jacket with zippered side pockets. The sleeves and underarm are made with stretch tech fleece for enhanced comfort and mobility while the cuffs and waist feature elastic binding so you can customize your fit.
Quilt-through design to keep garment light and warm.

LOGO	Strategically positioned embroidered CCM logo provides full front and back embellishment zones.
CONTENT	Body Content: 100% polyester, 190gsm Sleeve Content: 96% Polyester / 4% Spandex, 256 gsm
COLORS	Black (12), Dark Grey (MB)

12
BLACK4B
DARK GREY
HEATHERT9
TRUE NAVYBODY /
INSIDE[F4784 YT F4784] **[NEW]**

PREMIUM FULL ZIP HOODED FLEECE



SIZES	SR	XS - 2XL	\$
YT		2XS - XL	\$

All fleece is not created equal. The Premium Full Zip Hooded Fleece is made with heavyweight cotton/polyester fleece and Tactical Dry to keep you both dry and comfortable. Zipper taping at front pockets and the drop-tail hemline at the back add an extra touch of cool.

LOGO Strategically positioned embroidered CCM logo provides maximum embellishment.

CONTENT 58% cotton / 42 % polyester

COLORS Black (12), True Navy (T9), Dark Grey Heather (4B)

12
BLACK4B
DARK GREY
HEATHERT9
TRUE NAVY[PN4785 / YT PN4785] **[NEW]**

PREMIUM TAPERED FLEECE PANT



SIZES	SR	XS - 2XL	\$
YT		2XS - XL	\$

Coming off a good, hard game? Wrap your legs in a comfy heavyweight cotton/ poly fleece pant made with Tactical Dry. Features stylish zipper taping at front pockets and an elastic waistband with drawstring. Tapered-fit leg.

LOGO Strategically positioned embroidered CCM logo.

CONTENT 58% cotton / 42% polyester

COLORS Black (12), True Navy (T9), Dark Grey Heather (4B)

12
BLACK4B
DARK GREY
HEATHERT9
TRUE NAVY05
RED

[F7512 / YT F7512]

TEAM FLEECE HOOD

Show your team spirit in the Team Fleece Hood with a hidden kangaroo-style pocket, designed to double as a full front embellishment zone. The hockey jersey-inspired neckline comes complete with CCM debossed metal eyelets and skate lace drawcords. Plus, everyone will appreciate the mesh-lined hood, ribbed cuffs and waistband.

BODY /
INSIDE

SIZES	SR	2XS - 2XL	\$
YT		S - XL	\$

LOGO Strategically positioned embroidered CCM logo provides maximum embellishment area.

CONTENT Solid Colors: 70% cotton / 30% poly
Heather: 50% cotton / 50% poly

COLORS Black (12), True Navy (T9), Dark Grey Heather (4B), Red (05)

12
BLACK09
NAVYT8
TAN19
CHARCOAL

[PN7385]

TRAVEL PANT

Dress the part in a casual sportswear pant. Made from highly breathable 4-way stretch fabric, the Travel Pant is designed to make a good impression and keep you comfortable on the road. Features five pockets and a gusset crotch for better mobility.

BODY /
INSIDE

SIZES	SR	28, 30, 32, 34, 36, 38, 40	\$
-------	----	----------------------------	----

LOGO Subtle HD-printed CCM logo below the back waistband.

CONTENT Content 54% polyester / 47% cotton / 9% spandex (260gsm)

COLORS Black (12), Charcoal (19), Tan (T8), Navy (09)

T8
TAN09
NAVY12
BLACK19
CHARCOAL

[S7386]

TRAVEL SHORT

Summer weather calls for casual summer sportswear. Made from highly breathable 4-way stretch fabric, the Travel Short is designed to make you look good while keeping you cool. Features five pockets and a gusset crotch for better mobility.

BODY /
INSIDE

SIZES	SR	28, 30, 32, 34, 36, 38, 40	\$
-------	----	----------------------------	----

LOGO Subtle HD-printed CCM logo below the back waistband.

CONTENT 54% polyester / 47% cotton / 9% spandex, 260gsm

COLORS Black (12), Charcoal (19), Tan (T8), Navy (09)



12
BLACK



4B
DARK GREY
HEATHER



T9
TRUE NAVY



05
RED

[P5597 / YT P5597]

TEAM POLO



SIZES	SR	XS - 2XL	\$
YT		S - L	\$

BODY /
INSIDE

Dress up and show up in the Team Polo. Features a ribbed collar, 3-button placket and full mesh back for enhanced breathability.

LOGO	Strategically positioned CCM heat transfer front logo provides left front and back embellishment zones.
CONTENT	Content 100% polyester, 140gsm with moisture wicking.
COLORS	Black (12), True Navy (T9), Red (05), Dark Grey Heather (4B)



4B
DARK GREY
HEATHER



4G
HEATHER
BLACK



5C
HEATHER
NAVY

[P7976]

HEATHERED POLO



SIZES	SR	XS - 2XL	\$
-------	----	----------	----

BODY /
INSIDE

Keep it extra classy in the Heathered Polo. Made from soft brushed jersey, this collared polo features a 3-button placket with a contrast color detail, plus a digital print stripe across the front chest.

LOGO	Strategically positioned reflective heat transferred CCM logo at front.
CONTENT	Content 100% polyester with moisture wicking.
COLORS	Dark Grey Heather (4B), Heather Black (4G), Heather Navy (5C)



12
BLACK



05
RED



T9
TRUE NAVY



4B
DARK GREY
HEATHER

[T4800 / YT T4800] **[NEW]**

TEAM PREMIUM ESSENTIAL TEE

SIZES	SR	S - 2XL	\$
YT		XS - XL	\$

LOGO Printed CCM logo at left hem.

CONTENT 50% polyester / 25% cotton / 25% rayon

COLORS Black (12), True Navy (T9), Red (05), Dark Grey Heather (4B)



12
BLACK



T9
NAVY



M8
DARK
GREY

[C7929 / YT C7929]

TEAM TRAINING PERFORATED CAP

SIZES	SR	S/M, L/XL	\$
YT		OSFA	\$

BODY Tech Fabric with perforated back panels.

CONTENT	100% polyester
OTHER	MOQ 6 units (same sizes / color)

LOGO Flat embroidered CCM logo on visor.

COLORS Black (12), Navy (T9), Dark Grey (M8)



8X
TEXTURED
BLACK



9A
TEXTURED
NAVY



9B
TEXTURED
RED

** ACTUAL PRODUCT
COLOR IS TEXTURED

[C7576 / YT C7576]

TEAM TRAINING LOW PROFILE CAP

SIZES	SR	OSFA	\$
YT		OSFA	\$

BODY Tech Fabric.

CONTENT 100% polyester

OTHER MOQ 6 units (same sizes / color)

LOGO Flat embroidered CCM logo on front visor.

COLORS Textured Black (8X), Textured Red (9B), Textured Navy (9A)

[C6432 / YT C6432]

TEAM STRUCTURED MESH FLEX CAP

SIZES	SR	S/M, L/XL, XL/XXL	\$
	YT	OSFA	\$

BODY Structured flexfit, low-profile cap with a micro pique front panel designed to wick moisture away from the skin. Mesh foam back panels provide added breathability.

CONTENT 100% polyester (pique span mesh)

OTHER MOQ 6 units (same sizes / color)

LOGO Flat embroidered CCM logo on the visor.

COLORS Black (12), Red (05), True Navy (T9), Dark Grey (M8)

[C6509 / YT C6509]

TEAM STRUCTURED MESH ADJ. CAP

SIZES	SR	OSFA	\$
	YT	OSFA	\$

BODY Structured mid-crown trucker cap with washed-cotton front panels and white mesh back panels. Adjustable snap closure.

CONTENT 50% cotton / 50% polyester (canvas)

OTHER MOQ 6 units (same sizes / color)

LOGO Flat embroidered CCM on the visor.

COLORS Black (12), Red (05), True Navy (T9), Dark Grey (M8)

[C6443 / YT C6443]

TEAM SLOUCH ADJUSTABLE CAP

SIZES	SR	OSFA	\$
	YT	OSFA	\$

BODY Relaxed slouch fit with an adjustable Velcro closure.

CONTENT 100% cotton

OTHER MOQ 6 units (same sizes / color)

LOGO Flat embroidered CCM logo on visor and closure.

COLORS Black (12), Red (05), True Navy (T9), Dark Grey (M8)

[C4817 / YT C4817] **[NEW]****TEAM TRAINING FLATBRIM PERFORATED SNAPBACK CAP**

SIZES	SR	OSFA	\$
	YT	OSFA	\$

BODY Tech fabric with perforated back panels.

CONTENT 100% polyester

OTHER MOQ 6 units (same sizes / color)

LOGO Flat embroidered CCM logo.

COLORS Black (12), Red (05), True Navy (T9), Dark Grey (M8)

[C4804 / YT C4804] **[NEW]****TEAM TRAINING TEXTURED FLEX FIT CAP**

SIZES	SR	S/M, L/XL	\$
	YT	OSFA	\$

BODY Textured tech fabric panels.

CONTENT 100% polyester

OTHER MOQ 6 units (same sizes / color)

LOGO Flat embroidered CCM logo.

COLORS Black (12), Red (05), True Navy (T9), Dark Grey (M8)



[C6990 / YT C6990]

TEAM FLEECE POM KNIT

BODY	Cuffed knit with ribbing, a soft polar fleece lining, white jacquard stripes and topped with a chunky multi-color pom.	CONTENT	100% acrylic
		OTHER	MOQ 6 units (same sizes / color)
LOGO	Raised embroidered CCM logo.	COLORS	Black (12), Red (05), True Navy (T9), Dark Grey (M8)



[C6290 / YT C6290]

TEAM KNIT BEANIE

BODY	Ribbed knit beanie.	CONTENT	100% acrylic
		OTHER	MOQ 6 units (same sizes / color)
LOGO	Raised embroidered CCM logo.	COLORS	Black (12), Red (05), True Navy (T9), Dark Grey (M8)



[C4822 / YT C4822] **[NEW]**

TEAM FLEECE POM KNIT 2.0

BODY	Cuffed knit hat with ribbing and a soft polar fleece lining. Features a striped design and chunky multi-color pom.	CONTENT	100% acrylic
		OTHER	MOQ 6 units (same sizes / color)
LOGO	Woven CCM logo patch.	COLORS	Black (12), Red (05), True Navy (T9)



[EB6425]

TEAM DRY BAG

SIZES	SR	OSFA	\$
CONTENT Printed CCM logo			
OTHER 100% PU			
COLORS Black (12)			



[SS3756]

SHOWER SANDAL

BODY	Made from lightweight EVA foam in the soles for unparalleled comfort, this quick-dry shower sandal was designed to wear in the locker room.	CONTENT	Upper: 100% polyester / Sole: 100% eva foam
		OTHER	MOQ 6 units (same sizes / color)
LOGO	Printed CCM logo.	COLORS	Black (12)

4B
DARK GREY
HEATHER4G
HEATHER
BLACK5C
HEATHER
NAVY

[T7926 / YT T7926]

PREMIUM TECH TEE



SIZES

SR S - 2XL

\$

YT S - XL

\$

BODY Set-in sleeves with mesh inserts at shoulders and flatlock seams.

CONTENT 84% polyester / 16% spandex (190g). Moisture wicking.

LOGO CCM reflective rubber print logo + Printed CCM logo on back neck.

OTHER Heather Black (4G), Heather Navy (5C), Dark Grey Heather (4B)

4B
DARK GREY
HEATHER4G
HEATHER
BLACK5C
HEATHER
NAVY

[T7927 / YT T7927]

PREMIUM 1/2 ZIP LONG SLEEVE TECH TEE



SIZES

SR S - 2XL

\$

YT S - XL

\$

BODY Set-in sleeves with flatlock seams, plus folded elastic on the body hem. Also features a fused chest pocket with YKK zipper and tonal taping.

CONTENT 84% polyester / 16% spandex (190g) Moisture wicking.

LOGO CCM reflective rubber print logo + printed CCM logo on back neck.

OTHER Heather Black (4G), Heather Navy (5C), Dark Grey Heather (4B)

4B
DARK GREY
HEATHER4G
HEATHER
BLACK5C
HEATHER
NAVY

[T7928 / YT T7928]

PREMIUM LONG SLEEVE HOODED TECH TEE



SIZES

SR S - 2XL

\$

YT S - XL

\$

BODY Set-in sleeves with flatlock seams, plus mesh inserts at the shoulders and an unlined hood.

CONTENT 84% polyester / 16% spandex (190g) Moisture wicking.

LOGO CCM reflective rubber print logo.

OTHER Heather Black (4G), Heather Navy (5C), Dark Grey Heather (4B)

12
BLACKT9
TRUE
NAVY19
CHARCOAL

[S7977 / YT S7977]

TEAM WOVEN SHORT



SIZES

SR S - 2XL

\$

YT S - XL

\$

BODY / INSIDE Lightweight and quick-drying, the Team Woven Short was made for training and everyday wear. Designed with moisture-wicking technology and mesh side panels to keep you dry, this must-have also flaunts an exposed CCM jacquard elastic at the back. Bonus features include an adjustable waistband with drawcord and zipped side pockets. 9" inseam length.

LOGO CCM 3D silicone print logo.

CONTENT 100% polyester woven fabric.

COLORS Black (12), True Navy (T9), Charcoal (19)

12
BLACKT9
TRUE NAVYM8
DARK GREY

[T7291 / YT T7291]

TRAINING 1/4 ZIP TECH TOP



SIZES

SR S - 2XL

\$

YT S - XL

\$

LOGO Strategically positioned screen-printed CCM logo.

CONTENT 100% polyester with moisture wicking.

COLORS Black (12), True Navy (T9), Dark Grey (M8)



12
BLACK



T9
TRUE NAVY



M8
DARK GREY

[T7590 / YT T7590]

LONG SLEEVE TRAINING TECH TEE



SIZES	SR	S - 2XL	\$
	YT	S - XL	\$

LOGO Strategically positioned screen-printed CCM logo.

CONTENT 100% polyester with moisture wicking.

COLORS Black (12), True Navy (T9), Dark Grey (M8)



12
BLACK



T9
TRUE NAVY



M8
DARK GREY



05
RED

[T6683 / YT T6683]

TRAINING TECH TEE



SIZES	SR	S - 2XL	\$
	YT	S - XL	\$

LOGO Strategically positioned screen-printed CCM logo.

CONTENT 100% polyester with moisture wicking.

COLORS Black (12), True Navy (T9), Red (05), Dark Grey (M8)



12
BLACK



T9
TRUE NAVY



4B
DARK GREY
HEATHER

[S5653 / YT S5653]

TEAM TRAINING SHORT



SIZES	SR	S - 2XL	\$
	YT	2XS - XL	\$

BODY Featuring an exposed CCM jacquard elastic waistband with adjustable drawcord and open side pockets, the Team Training Short makes training day the best day. 10" inseam Length.

CONTENT 93% polyester / 7% Spandex jersey with moisture wicking, 210gsm

LOGO Strategically positioned CCM heat transfer logo.

OTHER Black (12), True Navy (T9), Dark Grey Heather (4B)



M8
DARK GREY



T9
TRUE NAVY



12
BLACK

[F6568 / YT F6568]

TEAM TRAINING PULLOVER HOOD



SIZES	SR	XS - 2XL	\$
	YT	2XS - XL	\$

BODY / INSIDE When your workouts take you outside, grab the Team Training Pullover Hood with a kangaroo-style pocket. Also features a lined hood with drawcord adjustment (SR only) and elastic binding at the body and sleeve openings.

LOGO Strategically positioned CCM heat transfer logo allows maximum embellishment.

CONTENT 96% polyester / 4% spandex Stretch tech fleece with moisture wicking.

COLORS Black (12), True Navy (T9), Dark Grey (M8)



12
BLACK



T9
TRUE NAVY



M8
DARK GREY



05
RED

[F5592 / YT F5592]

TEAM TRAINING FULL ZIP HOOD



SIZES	SR	S - 2XL	\$
	YT	2XS - XL	\$

BODY / INSIDE Take it to the streets in the Team Training Full Zip Hood with zippered side pockets. Features a lined hood with bungee adjustments (SR only) and elastic binding at the waist and cuffs.

LOGO Strategically positioned CCM heat transfer logo allows maximum embellishment.

CONTENT 96% polyester / 4% spandex Stretch tech fleece with moisture wicking.

COLORS Black (12), True Navy (T9), Dark Grey (M8), Red (05)



M8
DARK GREY



T9
TRUE NAVY



12
BLACK

[PN6433 / YT PN6433]

TEAM TRAINING CUFFED PANT



SIZES	SR	S - 2XL	\$
	YT	2XS - XL	\$

BODY Made using Tactical Dry technology, the Team Training Cuffed Pant is a must-have in your training arsenal. Features an exposed CCM jacquard elastic waistband with drawcord, open side pockets and ribbed cuffs. Please refer to the sizing chart for inseam length.

LOGO Strategically positioned CCM heat transfer.

CONTENT 96% Polyester / 4% Spandex Stretch tech fleece with moisture wicking.

COLORS Black (12), True Navy (T9), Dark Grey (M8)

12
BLACKT9
TRUE NAVY

[J5583]

WOMEN'S SKATE SUIT JACKET



SIZES WM XS - XL \$

BODY /
INSIDE

Perfect for life on and off the ice, the Women's Skate Suit Jacket is built with back ventilation for increased breathability and comfort. Bonus: reflective tape at the front and back shoulders, plus a chest pocket and elastic at the cuffs. Superior stretch mesh and taffeta lining

LOGO Strategically positioned CCM logo.

CONTENT 100% polyester, 80gsm
Repels water and prevents static cling.

COLORS Black (12), True Navy (T9)

12
BLACKT9
TRUE NAVY

[PN5584]

WOMEN'S SKATE SUIT PANT



SIZES WM XS - XL \$

BODY /
INSIDE

Designed with a women's hockey fit, the Skate Suit Pant is built with side pockets, an elastic waistband with bungee cord, plus bottom leg zippers. Superior stretch mesh lining and nylon taffeta at half leg.

LOGO Embroidered CCM logo.

CONTENT 100% polyester, 80gsm
Repels water and prevents static cling.

COLORS Black (12), True Navy (T9)

12
BLACKT9
TRUE NAVY

[F7452]

WOMEN'S PULLOVER HOOD



SIZES WM XS - XL \$

BODY

Meet your new favorite hoodie. It's built with a kangaroo-style pocket, mesh-lined drawcord hood, plus a ribbed waistband and cuffs.

CONTENT 96% polyester / 4% spandex
Stretch tech fleece with moisture wicking.

LOGO Strategically positioned
CCM heat transfer logo allows
maximum embellishment.

COLORS Black (12), True Navy (T9)

12
BLACKT9
TRUE NAVY

[T7591]

WOMEN'S PERFORMANCE S/S TRAINING TOP



SIZES WM S - XL \$

LOGO CCM heat transfer logo on right shoulder.

CONTENT 88% polyester / 12% spandex
with moisture wicking, 180 gsm

COLORS Black (12), True Navy (T9)

H2
HEATHER
RED5C
HEATHER
NAVY4G
HEATHER
BLACK

[T5586]

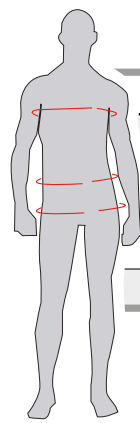
WOMEN'S S/S TRI-BLEND TEE

SIZES WM XS - XL \$

LOGO Screen-printed CCM logo on left sleeve.

CONTENT 50% polyester / 37% cotton / 13% rayon.

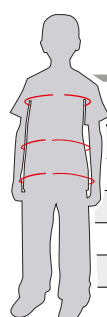
COLORS Heather Black (4G), Heather Navy (5C), Heather Red (H2)



MEN BODY MEASUREMENTS (measurements shown are in inches)

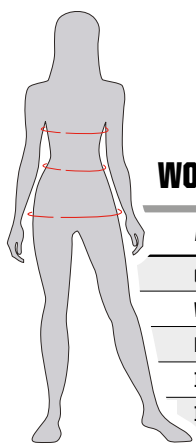
ALPHA SIZE	2XS	XS	S	M	L	XL	2XL	3XL
CHEST CIRCUMFERENCE	31 1/2 - 34	34 - 36 1/4	36 1/4 - 39 3/8	39 3/8 - 42 1/2	42 1/2 - 46 1/2	46 1/2 - 51	51 - 56	56 - 60 5/8
WAIST CIRCUMFERENCE	26 3/4 - 29	29 - 31 1/2	31 1/2 - 34 5/8	34 5/8 - 37 3/4	37 3/4 - 41 3/4	41 3/4 - 47	47 - 52	52 - 57
HIPS CIRCUMFERENCE	32 1/4 - 33 1/2	33 1/2 - 34 1/2	34 1/2 - 36	36 - 39	39 - 42	42 - 45 5/8	45 5/8 - 53	53 - 57
INSEAM (SKATE PANT)	-	29 1/2	30	30 1/2	31	31 1/2	32	32 1/2
INSEAM (CUFFED PANT)	-	29 1/2	29 1/2	29 1/2	29 1/2	29 1/2	29 1/2	29 1/2

NUMERIC SIZE	28	30	32	34	36	38	40
WAIST CIRCUMFERENCE	29 1/2	31 1/2	33 1/2	35 1/2	37 1/2	39 1/2	41 1/2
INSEAM (PN7385)	32	34	34	34	34	34	34
INSEAM (S7386)	9	10	10	10	10	10	10



YOUTH BODY MEASUREMENTS (measurements shown are in inches)

AGE GROUP / SIZE	3-5 / 2XS	5-7 / XS	7-9 / S	9-11 / M	11-13 / L	13-15 / XL
CHEST CIRCUMFERENCE	22 - 24	24 - 25 1/4	25 1/4 - 28	28 - 30 3/4	30 3/4 - 34	34 - 36
WAIST CIRCUMFERENCE	21 1/2 - 22	22 - 23 1/4	23 1/4 - 25	25 - 26 3/4	26 3/4 - 28 3/4	28 3/4 - 30
HIPS CIRCUMFERENCE	23 5/8 - 25 1/4	25 1/4 - 26 3/4	26 3/4 - 29 1/4	29 1/4 - 32	32 - 35	35 - 37
INSEAM (SKATE PANT)	18	20	22	24	27	29
INSEAM (CUFFED PANT)	15 7/8	18 1/2	21 3/8	23 5/8	25 3/4	28 1/8
INSEAM (SHORTS)	5	6 1/8	6 1/2	7 3/8	8	8 5/8

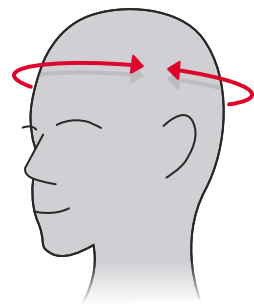


WOMEN BODY MEASUREMENTS (measurements shown are in inches)

ALPHA SIZE	XS	S	M	L	XL
CHEST CIRCUMFERENCE	32 1/4 - 34 5/8	34 5/8 - 37	37 - 39 3/4	39 3/4 - 43	43 - 46 1/2
WAIST CIRCUMFERENCE	26 - 28 3/8	28 3/8 - 30 3/4	30 3/4 - 33 1/2	33 1/2 - 37	37 - 41
HIPS CIRCUMFERENCE	36 - 38 1/4	38 1/4 - 40 1/2	40 1/2 - 43 1/4	43 1/4 - 46	46 - 49 1/4
INSEAM SKATE PANT	30 1/2	30 1/2	30 1/2	30 1/2	30 1/2
INSEAM LEGGING	26 1/2	27	27 1/2	28	28 1/2

MEASUREMENT FOR ADULT HEADWEAR

INCHES	CM	HAT SIZE			
		FITTED	FLEX	ADJUSTABLE	
20 1/8	51.1	6 3/8		ONE SIZE YT (OSFA)	
20 1/2	52	6 1/2			
20 7/8	53	6 5/8	YOUTH		
21 1/4	53.9	6 3/4			
21 5/8	54.9	6 7/8			
22	55.9	7	S/M	ONE SIZE AD (OSFA)	
22 3/8	56.8	7 1/8			
22 3/4	57.8	7 1/4			
22 1/8	58.7	7 3/8	L/XL		
23 1/2	59.7	7 1/2			
23 7/8	60.6	7 5/8			
24 1/4	61.6	7 3/4	XL/XXL		
24 5/8	62.5	7 7/8			
25	63.5	8 1/4			



Body sizing: Size specifications are based on body sizing measurements. Use this size chart as a guideline when ordering, allow enough room for ease of movement. Sleeve Length: Measure from the center back of the neck, over the point of shoulder and down the outer side of the arm to the wrist bone. Chest: Measure just under the arms. Waist: Loosely measure the narrowest circumference of the waist. Size charts are for reference only. Fit may vary depending on the construction and materials.

APPAREL FEATURES



Put sweat in it's place Tactical Dry wicks moisture away from your skin, helping you stay drier and comfortable.



Your body is an amazing heat source Tactical Degree traps body heat and sweat escape.



Stay cool and comfortable Tactical Cool uses ventilation, moisture management and fabric construction to help aid the release of heat.



Tactical Resistant uses an anti-microbial agent that helps control odor for optimal freshness of your gear.



QUICKLITE PRACTICE

5000 PRACTICE SERIES

The Quicklite 5000 Practice Series is the perfect go-to jersey for players of any age. Available in many colors, the simple design makes it easy to embellish without compromising color fastness and quality.

- HIGH PERFORMANCE, BREATHABLE FABRIC
- OPTIMAL COLOR FASTNESS & SNAG RESISTANCE



COLOR OPTIONS



[5000]
5000
PRACTICE JERSEY

SIZES	SR	S, M, L, XL, 2XL, INTG, SRG	\$
	JR	XS, S/M, L/XL, G	\$

FEATURES

V-neck collar keeps its shape after wash and wear
Consistent fit through all styles
Woven neck tape & size label
Embroidered CCM

FABRIC

100% polyester, 135gsm
QLT Knit

QUICKLITE PRACTICE

6000 PRACTICE SERIES

Engineered with Tactical Dry technology, the Quicklite 6000 Practice Series will keep you cool and dry so you can focus on the game. Easy to embellish and comes in an extensive number of colors.

- HIGH PERFORMANCE, BREATHABLE FABRIC
- MESH INSERTS FOR HIGHER VENTILATION
- ERGONOMIC ARM
- TACTICAL DRY MOISTURE WICKING
- OPTIMAL COLOR FASTNESS & SNAG RESISTANCE



COLOR OPTIONS

[6000] 6000 PRACTICE JERSEY

SIZES	SR	S, M, L, XL, 2XL, INTG, SRG	\$
	JR	XS, S/M, L/XL, G	\$

FEATURES

Next generation stretch collar for added comfort
Tactical Dry moisture wicking
Consistent fit through all styles
Woven neck tape & size label
Embroidered CCM (front and back)

FABRIC

100% polyester, 165gsm
Mid-weight QLT knit



01.12
WHITE
/ BLACK

01.09
WHITE
/ NAVY

01.05
WHITE
/ RED

20.01
SUNFLOWER
/ WHITE

04.01
ORANGE
/ WHITE



05.01
RED
/ WHITE

31.01
HARVARD
/ WHITE

66.01
MAROON
/ WHITE

X5.01
VIOLET
/ WHITE

11.01
KELLY GREEN
/ WHITE

13.01
DARK GREEN
/ WHITE



10.01
SKY BLUE
/ WHITE

62.01
TURQUOISE BLUE
/ WHITE

08.01
ROYAL
/ WHITE

09.01
NAVY
/ WHITE

78.01
MYSTIC GREY
/ WHITE

12.01
BLACK
/ WHITE

W

73.5673°

X

Z

45.5017°



[SX6000]
SX6000
PRACTICE SOCK

- SR 30" \$
- INT 27" \$
- JR 24" \$
- YT 22" \$

[S100P]
S100P
KNIT PRACTICE SOCK

- SR 28" \$
- INT 24" \$
- JR 20" \$
- YT 18" \$

[SX3000]
SX3000
SOCK PANT

- YT 18" \$
- * AVAILABLE IN BLACK ONLY

- FABRIC 100% polyester, 195gsm
High performance, breathable QLT knit
- FEATURES
- Tactical Dry moisture wicking
 - Two Velcro fasteners keep sock in place
 - Interlock inserts for better stretch, comfort and mobility
 - Interlock ankle holds pads, enhances fit and maintains shape
 - CCM embroidered logo

- FABRIC 100% polyester
- FEATURES
- Elasticized ankle holds pads and enhances fit
 - CCM woven sizing label
 - Made in Canada

- FABRIC 100% nylon, 150gsm
- FEATURES
- "No fight" sock (easy for parents)
 - Everything you want in a hockey sock, only it's a pant
 - Stretches to fit over shin guards
 - Ribbed ankle
 - CCM woven sizing label

**COLOR
OPTIONS**



QUICKLITE GAME

8000 GAME SERIES

Want the pro look without the pro price tag? Made from high performance fabric with superior ventilation and an ergonomic arm fit, the Quicklite 8000 Game Series delivers.

- HIGH PERFORMANCE, BREATHABLE FABRIC
- DOUBLE SHOULDERS
- MESH INSERTS FOR SUPERIOR VENTILATION
- ERGONOMIC ARM
- TACTICAL DRY MOISTURE WICKING
- OPTIMAL COLOR FASTNESS & SNAG RESISTANCE



SR 30" \$

[SX8000] SX8000 GAME SOCK

INT 27" \$
JR 24" \$
YT 22" \$



SR 28" \$

[S100PT] S100PT KNIT GAME SOCK

INT 24" \$
JR 20" \$
YT 18" \$

[8000] 8000 GAME JERSEY

SIZES SR
S, M, L, XL, 2XL, INT6, SR6 \$
JR
XS, S/M, L/XL, 6 \$

FABRIC 100% polyester, 195gsm
QLT knit

- FEATURES
- Tactical Dry moisture wicking
 - Two Velcro fasteners keep sock in place
 - Interlock inserts for better stretch, comfort and mobility
 - Interlock ankle holds pads, enhances fit and maintains shape
 - 31 NHL team patterns available
 - CCM embroidered logo

FABRIC 100% polyester

- FEATURES
- Elasticized ankle holds pads and enhances fit
 - 31 NHL team patterns available
 - CCM woven sizing label
 - Made in Canada

FABRIC 100% Polyester, 165gsm
Mid-weight QLT knit

- FEATURES
- Next generation stretch collar for added comfort
 - Tactical Dry moisture wicking
 - Double shoulders for durability
 - Consistent fit through all styles
 - 31 NHL team patterns available
 - Woven neck tape & size label
 - Embroidered CCM (front and back)

* ACTUAL COLORS MAY VARY.

IN STOCK

BOSTON

TEAM



WHITE



IN STOCK

BUFFALO

TEAM



WHITE



IN STOCK

CALGARY

TEAM



WHITE



IN STOCK

CHICAGO

TEAM



WHITE



IN STOCK

DALLAS

TEAM



WHITE



IN STOCK

LOS ANGELES

TEAM



WHITE



IN STOCK

NY RANGERS

TEAM



WHITE



IN STOCK

OTTAWA

TEAM



WHITE



IN STOCK

PHILADELPHIA

TEAM



WHITE



IN STOCK

TAMPA BAY

TEAM



WHITE



IN STOCK

VEGAS

TEAM



WHITE



IN STOCK

WINNIPEG

TEAM



WHITE



BOOKING

ANAHEIM

TEAM



WHITE



BOOKING

ARIZONA

TEAM



WHITE



BOOKING

CAROLINA

TEAM



WHITE



BOOKING

COLORADO

TEAM



WHITE



BOOKING

EDMONTON

TEAM



WHITE



BOOKING

MONTREAL

TEAM



WHITE



BOOKING

NY ISLANDERS

TEAM



WHITE



BOOKING

COLUMBUS

TEAM



WHITE



BOOKING

FLORIDA

TEAM



WHITE



BOOKING

NASHVILLE

TEAM



WHITE



BOOKING

DETROIT

TEAM



WHITE



BOOKING

MINNESOTA

TEAM



WHITE



BOOKING

NEW JERSEY

TEAM



WHITE



BOOKING

SAN JOSE

TEAM



WHITE



BOOKING

TORONTO

TEAM



WHITE



BOOKING

ST. LOUIS

TEAM



WHITE



BOOKING

VANCOUVER

TEAM



WHITE



BOOKING

WASHINGTON

TEAM



WHITE



W

73.5673°

X

Z

46.6617°



5000C



6000C



8000C



SX8000C

MINIMUMS • 18 UNITS PER STYLE/COLOR (CAN BE SPLIT ACROSS ALL SIZES)

LOGO OPTIONS

EMBROIDERED PATCH
(GLUED)



SUBLIMATED PATCH
(GLUED)



LOGO PLACEMENT

- 1) NO LOGO
- 2) FRONT CREST ONLY
- 3) FRONT CREST + 2 SHOULDER PATCHES

CCM LOGO COLOR:

- BLACK ON WHITE JERSEYS
- WHITE ON COLORED JERSEYS

LOGO SIZES:

FRONT CREST

- SR: 11" MAX.*
- JR: 9" MAX.*

SHOULDER CREST

- SR: 4" MAX*
- JR: 3" MAX.*

* FINAL DIMENSIONS BASED ON SHAPE OF YOUR LOGO

ORIGINAL



CUSTOMIZED



JERSEY COLOR OPTIONS



WHITE



ORANGE
165




RED
186



ROYAL
281



NAVY
282



BLACK
426



DARK GREEN
3435



SUNFLOWER
1235



PINK
205



MEDIUM GREEN
349



STORM
432



ST. LOUIS ROYAL
287




TURQUOISE
315



CANADIENS RED
187



MYSTIC GREY
7543



SKY BLUE
292



KELLY GREEN
356



SPECIAL ORANGE
1655

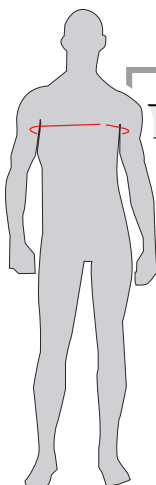


VIOLET
267



HARVARD
202

QUICKLITE GAMEWEAR SIZE CHART



SR BODY MEASUREMENTS (measurements shown are in inches)

ALPHA SIZE	2XS	XS	S	M	L	XL	2XL	3XL
CHEST CIRCUMFERENCE	31 1/2 - 34	34 - 36 1/4	36 1/4 - 38 3/8	38 3/8 - 42 1/2	42 1/2 - 46 1/2	46 1/2 - 51	51 - 56	56 - 60 3/8
PLAYER JERSEY SIZE	S	S	S	M	L	XL	2XL	2XL
GOALIE JERSEY SIZE	JR	JR	INT	INT	SR	SR	SR	SR



JR BODY MEASUREMENTS (measurements shown are in inches)

AGE GROUP / SIZE	3-5 / 2XS	5-7 / XS	7-9 / S	9-11 / M	11-13 / L	13-15 / XL
CHEST CIRCUMFERENCE	22 - 24	24 - 25 1/4	25 1/4 - 28	28 - 30 3/4	30 3/4 - 34	34 - 36
PLAYER JERSEY SIZE	XS	XS	S/M	S/M	L/XL	L/XL
GOALIE JERSEY SIZE	JR	JR	JR	JR	JR	JR



9000C PRO CLASSIC

- DOUBLE SHOULDER/ DOUBLE ELBOW
- REINFORCED STITCH
- FLEX COLLAR
- FIGHT STRAP AND DROP TAIL INCLUDED
- ENGINEERED STRIPING
- EMBELLISHMENT OPTIONS**
- EMBROIDERED CCM (FRONT AND BACK)
- LACE NECK**

FABRIC 100% POLYESTER PRO WEIGHT FLO-KNIT
SIZES SR 44, 46, 48, 50, 52, 54, 56, 58, 60
GOALIE 52G, 54G, 56G, 58G, 60G



8700C SEMI-PRO CLASSIC

- DOUBLE SHOULDER
- FLEX COLLAR
- DROP TAIL INCLUDED
- ENGINEERED STRIPING
- EMBELLISHMENT OPTIONS**
- EMBROIDERED CCM (FRONT AND BACK)
- FIGHT STRAP **
- DOUBLE ELBOW **
- DOUBLE STITCHING**
- LACE NECK **

FABRIC 100% POLYESTER HEAVY WEIGHT FLO-KNIT
SIZES SR S, M, L, XL, 2XL, SRG
JR S/M, L/XL



8500C SEMI-PRO SUBLIMATED CLASSIC

- DOUBLE SHOULDER
- FLEX COLLAR
- DROP TAIL INCLUDED
- FULLY SUBLIMATED OR EMBELLISHMENT OPTIONS**
- SUBLIMATED CCM (FRONT AND BACK)
- SUBLIMATED NUMBER INCLUDED
- FIGHT STRAP **
- DOUBLE ELBOW **
- DOUBLE STITCHING**
- LACE NECK **

FABRIC 100% POLYESTER HEAVY WEIGHT FLO-KNIT
SIZES SR S, M, L, XL, 2XL, SRG
JR S/M, L/XL

SX9000C PRO CLASSIC

- ENGINEERED STRIPE
- SINGLE KNEE
- EMBROIDERED CCM

FABRIC 100% POLYESTER PRO WEIGHT DOUBLE KNIT
SIZES SR - 30" / INT - 27" / JR - 24"

SX8500C PRO SUBLIMATED CLASSIC

- FULLY SUBLIMATED
- SINGLE KNEE
- SUBLIMATED CCM

FABRIC 100% POLYESTER PRO WEIGHT DOUBLE KNIT
SIZES SR - 30" / INT - 27" / JR - 24"

CUSTOM CLASSIC

LOGO OPTIONS

EMBROIDERED PATCH



SUBLIMATED PATCH



FULLY SUBLIMATED



PLACEMENT OPTIONS

1. FRONT CREST ONLY
2. FRONT CREST AND 2 SHOULDER PATCHES

NAME & NUMBER KIT

- 3" NAME
- UP TO TWO, 10" / 12" BACK NUMBERS
- UP TO TWO 4" NUMBERS PER SLEEVE

OPTIONS:

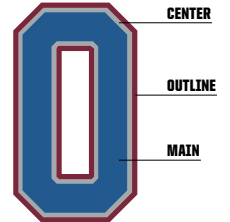
- 1 COLOR NAME & NUMBER
- 1 COLOR NAME / 2 COLOR NUMBER
- 1 COLOR NAME / 3 COLOR NUMBER
- 2 COLOR NAME & NUMBER

NUMBER ONLY KIT

- UP TO TWO, 10" / 12" BACK NUMBERS
- UP TO TWO 4" NUMBERS PER SLEEVE

OPTIONS:

- 1 COLOR
- 2 COLORS
- 3 COLORS



JERSEY COLOR OPTIONS

WHITE C64	YELLOW 106	GOLD 143	ORANGE 158	RED 186	PURPLE 2695	ST. LOUIS ROYAL 2758	JADE 329	TURQUOISE BLUE 315
NAVY 289	KHAKI 5757	KELLY GREEN 356	BLACK	DARK GREEN 3435	GREY 429	BROWN 440	CANADIENS RED 187	ORANGE 172
AIR FORCE BLUE 285	ORANGE 1665	LIGHT MAROON 168	GOLD 123	YELLOW 116	BEIGE 468	MEDIUM GREEN 349	MEDIUM BEIGE 4252	TAUPE 8003
BLUE 2727	TEAL 3155	CAPITAL BLUE 647	BRONZE 876	DARK TURQUOISE 309	YELLOW-GREEN 388	EGGPLANT 518	LIGHT BLUE 542	DARK MAROON 504
ROYAL BLUE 286	GOLD 457	MEDIUM BLUE 661	ROANGE 1505	DARK TAN 802	PINK 212	RUST 1675	HARVARD 202	ROYAL BLUE 286

CUSTOM SIZE CHART COMPARISONS

QTL 8000C	JR - XS	JR - S/M	JR - L/XL	JR - G			S		M		L		XL	2XL				INTG	SRG	
EDGE 7000									52	54	56	58					56G	58G	60G	
CLASSIC 900C							44	46	48	50	52	54	56	58	60	52G	54G	56G	58G	60G
CLASSIC 8500C / 8700C	JR - S/M	JR - L/XL	SR - M	SR - L	XS	S	M		L		L		XL	2XL					SRG	SRG

45.50

41

EDGE CUSTOM JERSEY

SIZES	SR	S (46), M (50), L (54), XL (58), 2XL (60), 3XL (64), 4XL (5XL), G (ALL SIZES)
	JR	S/M, L/XL

- FEATURES
- EDGE FIT
 - REGULAR OR PRO JERSEY CONSTRUCTION
 - MULTIPLE SHOULDER DESIGN OPTIONS
 - DROP TAIL SWEEP
 - OPTIONAL FIGHT STRAP

- BRAND IDENTITY
- SUBLIMATED CCM BRANDING



CLASSIC CUSTOM JERSEY

SIZES	SR	S, M, L, XL, 2XL, G (ALL SIZES)
	JR	S/M, L/XL

- FEATURES
- CLASSIC FIT - STRAIGHT BODY HOCKEY CUT
 - REGULAR OR PRO JERSEY CONSTRUCTION
 - MULTIPLE SHOULDER DESIGN OPTIONS
 - STRAIGHT CLASSIC SWEEP DESIGN
 - OPTIONAL FIGHT STRAP

- BRAND IDENTITY
- SUBLIMATED CCM BRANDING

CUSTOM PANT SHELLS

SIZES	SR	S, M, L, XL, 2XL
	JR	S, M, L, XL

- CUSTOMIZATION FEATURES
- UNLIMITED DESIGN POSSIBILITIES
 - CUSTOMIZED NUMBERS AND COLORS

- CUSTOM STANDARD SHELL
- LOCK DOWN CLIP BELT
 - CCM BRANDING

- CUSTOM PRO SHELL
- REINFORCED BELT LOOPS
 - LOCK DOWN CLIP BELT
 - FRONT LACE TIE-UP
 - CCM BRANDING



STANDARD CONSTRUCTION



PRO CONSTRUCTION

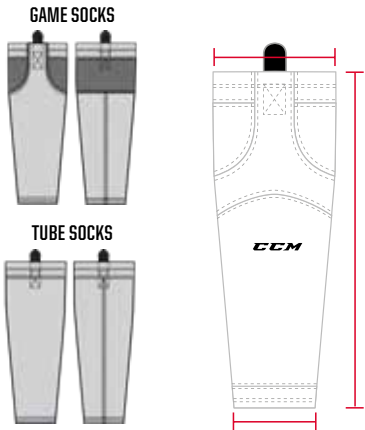
CUSTOM SOCKS

SIZES	SR	S (24"), M (26"), L (28"), XL (30"), 2XL (32")
	JR	XL (22")

- CUSTOMIZATION FEATURES
- UNLIMITED DESIGN POSSIBILITIES
 - CUSTOMIZE STRIPING AND COLORS

- GAME SOCK
- STANDARD GAME SOCK CONSTRUCTION
 - DOUBLE STITCHED WITH VELCRO TABS
 - CCM BRANDING

- TUBE SOCK
- TUBE SOCK CONSTRUCTION
 - SINGLE STITCHED SOCK WITH VELCRO TABS
 - CCM BRANDING



SOCK MEASUREMENTS (measurements shown are in inches)

SX6000 / SX8000	YT	JR	INT	SR
LENGTH	22	24	27	30
TOP OPENING *	8	9	10	11
BOTTOM OPENING *	4	4 1/2	5	5 1/2

* Elastic (measurement is relaxed)

S100P / S100PT	YT	JR	INT	SR	PRO
LENGTH	18	20	24	28	30

CUSTOM OPTIONS SUMMARY

PRO CONSTRUCTION

- DOUBLE STITCHED CONSTRUCTION
- DOUBLE SHOULDERS/DOUBLE ELBOWS (WHERE APPLICABLE)

REGULAR CONSTRUCTION

- SINGLE STITCHED CONSTRUCTION
- SINGLE SHOULDERS/SINGLE ELBOWS

COLLAR OPTIONS

- V-NECK
- LACE NECK

MATERIAL OPTIONS

- AIR KNIT PRO
- KNIT PRO

SHOULDER DESIGN OPTIONS

- RAGLAN
- ROUND
- SQUARE (CLASSIC ONLY)
- LINE (CLASSIC ONLY)

MATERIAL OPTIONS



AIR MESH



KNIT PRO

COLLAR OPTIONS



V-NECK



LACE NECK

SHOULDER DESIGN OPTIONS



RAGLAN



SQUARE



ROUND



LINE

EMBELLISHMENT OPTIONS

DIRECT EMBROIDERY

- PATCHES ARE EMBROIDERED DIRECTLY INTO THE JERSEY'S MATERIAL
- INTENDED FOR SMALL QUANTITY ORDERS

APPLIQUE PATCH

- PERFORMANCE TWILL PATCH WITH EMBROIDERY
- ELEMENTS ARE EMBROIDERED TO GIVE THE PATCH A 3D LOOK

PERFORMANCE TWILL PATCH

- SUBLIMATED TACKLE TWILL
- HIGH PERFORMANCE - RESISTANT TO CRACKS, FADING AND PEELING
- NUMBERS HAVE A MULTI-LAYER APPEARANCE WITHOUT WEIGHING DOWN THE JERSEY



EMBROIDERY



APPLIQUE



SUBLIMATED



TWILL LETTERED



PRINTED TWILL



SUBLIMATION



PERFORMANCE TWILL NUMBERS

W

73.5673°

X

N

45.5017°

CUSTOM BAGS



[00000]

EBTPRO CUSTOM BAG

- PRO HEAVY DUTY WATER-RESISTANT TARPULIN
- REINFORCED WEBBED SIDE AND END HANDLES
- INTERNAL MESH ACCESSORY POCKET WITH ZIPPER
- SIZES: 30" L X 18" H X 15" W
32" L X 20" H X 15" W
42" L X 20" H X 20" W

PLAYER/ GOALIE BAG (EBTPRO)

- 2 LOGOS - ONE ON EACH SIDE PANEL
- SIZE - 10" X 10" MAXIMUM



[00000]

EBSPPRO CUSTOM BAG

- PRO HEAVY DUTY WATER-RESISTANT TARPULIN
- OVERSIZED END POCKETS
- REINFORCED WEBBED STRAPS WITH ADJUSTABLE AND REMOVABLE SHOULDER STRAP
- SIZE: 24" L X 14" H X 14" W

SPORT BAG (EBSPPRO)

- 1 LOGO - SIDE PANEL ONLY (CCM ON OTHER SIDE)
- SIZE 10" X 10" MAXIMUM



[00000]

EBTEAMBP CUSTOM BAG

- 600D RIPSTOP POLYESTER CONSTRUCTION
- SPACIOUS MAIN COMPARTMENT + ACCESSORY POCKETS
- PADDED LAPTOP SLEEVE
- PADDED STRAPS AND BACK
- SIZE: 13" W X 18.5" H X 7.5" D

BACKPACK (EBTEAMBP)

- 1 LOGO - FRONT POCKET PLACEMENT
- SIZE - 4" X 4" MAXIMUM

BASE COLORS



BLACK

NAVY

RED*

* NOT AVAILABLE FOR EBTEAMBP

MINIMUMS

- EBTPRO (PLAYER) - 15
- EBTPRO (GOALIE) - 2**
- EBSPPRO (SPORT) - 15
- EBTEAMBP (BACKPACK) - 15

** MUST ORDER 15 PLAYER BAGS TO QUALIFY

LOGO OPTIONS

TWILL CREST



SCREEN PRINT



NO COLOR LIMITATIONS ON EITHER TWILL CREST OR SCREEN PRINT

STRAP COLORS

SELECT ANY COMBINATION OF THESE COLORS FOR BOTH YOUR 1" AND 2" WEBBING*

*NO STRAP COLOR OPTION ON THE EBTEAMBP



BLACK



WHITE



RED - 186C



NAVY - 282C



ROYAL 58 - 287C



ROYAL 08 - 281C



YELLOW - 109C



ANTIQUE GOLD - 4515C




SKY BLUE - 292C



PHOENIX RED - 202C



SILVER - 429C



MEDIUM GREEN - 349C



DARK GREEN - 3435C




KELLY GREEN - 356C



SUN FLOWER - 1235C



PURPLE - 267C



BEIGE - 468C



BROWN - 440C



ORANGE - 166C



MAROON - 490C



CANADIENS RED - 187C



TEAL - 315C



RED



NAVY



BLACK

**[EBCOREPRO] [NEW]
PRO CORE BAG**

SIZES	LARGE	32" L X 20" H X 15" W (VOLUME: 9,600 INCH ³)	\$
	MEDIUM	30" L X 18" H X 15" W (VOLUME: 8,100 INCH ³)	\$

MATERIALS	PRO TOP-QUALITY 600D POLYESTER CONSTRUCTION
COMPARTMENTS	2 LARGE INTERNAL ACCESSORY POCKETS
EXTERIOR	ONE REMOVABLE SIDE PANEL FOR LOGO EMBELLISHMENT
HANDLES	REINFORCED WEBBED CARRYING HANDLES AT EACH END
ACCESSORIES	PLAYER ID POCKET
COLORS	BLACK, NAVY, RED



BLACK

**[EBP310] [NEW]
310 PLAYER
CORE CARRY BAG**

SIZES	LARGE	38" L X 18" H X 16" W (VOLUME: 10,944 INCH ³)	\$
	MEDIUM	32" L X 16" H X 14" W (VOLUME: 7,168 INCH ³)	\$
	SMALL	24" L X 15" H X 13.5" W (VOLUME: 4,860 INCH ³)	\$

MATERIALS	600D POLYESTER CONSTRUCTION
HANDLES	2" WEBBING CARRY HANDLES
LOGO	OVERSIZED SCREEN PRINTED CCM LOGO
COLOR	BLACK



BLACK/WHITE



NAVY/WHITE



BLACK/RED

**[EBTPRO]
PRO TEAM BAG**

SIZES	LARGE	32" L X 20" H X 15" W (VOLUME: 9,600 INCH ³)	\$
	MEDIUM	30" L X 18" H X 15" W (VOLUME: 8,100 INCH ³)	\$

MATERIALS	PRO HEAVY DUTY WATER-RESISTANT TARPULIN
EXTERIOR	BOTH SIDE PANELS BLANK FOR LOGO EMBELLISHMENT
HANDLES	REINFORCED WEBBED SIDE AND END CARRY HANDLES
ACCESSORIES	INTERNAL ZIPPERED MESH ACCESSORY POCKET / PLAYER ID POCKET
COLORS	BLACK/WHITE, NAVY/WHITE, BLACK/RED



RED



NAVY



BLACK

**[EBGPROCORE] [NEW]
PRO CORE GOALIE BAG**

SIZES	LARGE	42" L X 20" H X 20" W (VOLUME: 16,800 INCH ³)	\$
--------------	--------------	--	----

MATERIALS	PRO TOP-QUALITY 600D POLYESTER CONSTRUCTION
COMPARTMENTS	2 LARGE INTERNAL ACCESSORY POCKETS
EXTERIOR	ONE REMOVABLE SIDE PANEL FOR LOGO EMBELLISHMENT
HANDLES	REINFORCED WEBBED CARRYING HANDLES AT EACH END
ACCESSORIES	PLAYER ID POCKET
COLORS	BLACK, NAVY, RED



BLACK



NAVY

**[EBPROGOAL]
PRO CARRY GOALIE BAG**

SIZES	42" L X 20" H X 20" W (VOLUME: 16,800 INCH ³)	\$
--------------	--	----

MATERIALS	HEAVY DUTY WATER-RESISTANT TARPULIN
EXTERIOR	BOTH SIDE PANELS BLANK FOR LOGO EMBELLISHMENT
HANDLES	REINFORCED WEBBED SIDE AND END CARRY HANDLES
ACCESSORIES	INTERNAL ZIPPERED MESH ACCESSORY POCKET / PLAYER ID POCKET
COLOR	BLACK, NAVY



BLACK

NAVY

[EBSPPRO]
**TEAM SPORT
BAG**

SIZES 24" L X 14" H X 14" W
(VOLUME: 4,704 INCH³) \$

MATERIALS	Pro heavy-duty water-resistant tarpaulin.
COMPARTMENTS	Oversized end pockets.
EXTERNAL	Back panel blank so you can proudly display your team logo.
HANDLES	Reinforced webbed straps with adjustable and removable shoulder strap.
ACCESSORIES	Player ID pocket.
COLORS	Black, Navy



BLACK

[EBSPB]
**SPORT
BAG**

SIZES 24" L X 13" H X 12" W
(VOLUME: 3,744 INCH³) \$

MATERIALS	600D polyester construction.
COMPARTMENTS	Oversized end pockets.
HANDLES	Webbed handle with padded Uni-Grip + removable and adjustable shoulder strap.
ACCESSORIES	Player ID pocket.
COLORS	Black



BLACK

[EBSPORTBP]
**SPORT
BACKPACK**

SIZES 13"W X 18.5"H X 7.5"D \$

MATERIALS	600D & 420D honeycomb ripstop polyester reinforced along the bottom with tarpaulin fabric.
COMPARTMENTS	2 spacious main compartments + accessory pockets.
INTERIOR	Padded laptop & tablet sleeves.
HANDLES	Padded straps and back.
COLORS	Black



BLACK

[EBTEAMPB]
**TEAM
BACKPACK**

SIZES 13"W X 18.5"H X 7.5"D \$

MATERIALS	600D ripstop polyester construction - Lightweight and made to last.
COMPARTMENTS	Spacious main compartment + accessory pockets.
INTERIOR	Padded laptop sleeve.
HANDLES	Padded straps and back
LOGO	Front panel blank so you can proudly display your team logo.
COLORS	Black



BLACK

[EBSMBGCCM]
**TOILETRY
BAG**

SIZES 10.75" L X 6" H X 4.75" W \$

MATERIALS	Pro heavy-duty water-resistant tarpaulin.
COMPARTMENTS	Mesh pocket inside.
COLORS	Black



BLACK

[EBPUCKDLX]

DELUXE PUCK BAG

SIZES 11" L X 13" H X 9" W \$

MATERIALS	1680D nylon/polyester construction with foam-insulated liner.
COMPARTMENTS	Holds approximately 60 pucks.
HANDLES	Adjustable/removable strap with non-slip foam pad.
COLORS	Black



BLACK

[EBPUCK]

PUCK BAG

SIZES 10" L X 10" H X 10" W \$

MATERIALS	600D polyester construction.
COMPARTMENTS	Wide zipper opening.
HANDLES	Adjustable and removable shoulder strap with non-slip pad.
COLORS	Black



BLACK

[EBSTI]

STICK BAG

SIZES 71" L X 14.5" H \$

MATERIALS	Heavy-duty polyester.
COMPARTMENTS	Holds 2 sticks.
HANDLES	Easy-to-carry strap.
COLORS	Black



BLACK

[EBTSTIWH]

TEAM WHEELED STICK BAG

SIZES 77" L X 10" H X 15" W \$

MATERIALS	Heavy-duty water-resistant tarpaulin.
WHEELS	All-terrain wheels.
COMPARTMENTS	Holds 70+ player sticks.
HANDLES	Easy-to-carry strap.
COLORS	Black



[EBREFBAGWH]

OFFICIALS' BAG

SIZES 30" L X 16" H X 14" W
(VOLUME: 6,720 INCH³) \$

MATERIALS	600D Ripstop polyester construction
WHEELS	All-terrain wheels
COMPARTMENTS	2 main compartments with removable divider.
HANDLES	Reinforced retractable handle.
ACCESSORIES	Referee ID pocket
COLORS	Black



[EBREFBAG]

REFEREE BAG

SIZES 30" L X 15" H X 15" W
(VOLUME: 6,750 INCH³) \$

MATERIALS	600D Ripstop polyester construction
COMPARTMENTS	Segmented internal compartments and accessory pockets
HANDLES	Extra durable padded web shoulder strap
COLORS	Black



[SKAS3] [NEW] [HEAT MOLDABLE]
SUPER TACKS AS3
SKATES

SIZES	SR	6 - 12 6 - 10	D EE	FULL/HALF FULL/HALF	\$
	JR	3 - 5.5 4 - 5.5	D EE	FULL/HALF FULL/HALF	\$

QUARTER PACKAGE	ONE-PIECE BOOT - MONOFRAME	The one-piece boot is all about pure performance. With this technology, players get more direct energy transfer and a closer fit for faster feet.
MATERIAL	RFM COMPOSITE	NHL-caliber lightweight composite material.
FIT	ANATOMICAL	Provides a form-fitting, 360-degree fit around the forefoot, heel and ankle.
STIFFNESS PERFORMANCE INDEX	190	Lightweight, stiff and thermo-formable core generates ultimate skating performance.
LINER	TOTALDRI LINER WITH DURAZONE ABRASION PROTECTION	High-performance moisture-wicking material keeps feet dry and skates light, with added protection against wear or rubbing.
COMFORT PAD	INJECTED SMOOTH CONTOUR PRO	Featuring a thick pad around the top of the boot, this one-piece injected tendon guard hugs your foot and ankle while adding durability to the collar.
ANKLE PADDING	MULTI-DENSITY MEMORY FOAM	Symmetrical foam pads wrap anatomically around your foot for customized fit and comfort.
TONGUE	REPLACEABLE ASYMMETRICAL TRITECH FLEX WITH MOLDED LACE-BITE PROTECTION	New replaceable 7mm asymmetrical tongue molds to the foot, and features enhanced lace-bite protection.
MIDSOLE	LIGHTWEIGHT MIDSOLE	For enhanced energy transfer from blade to boot.
FOOTBED	CCM ORTHOLITE® ULTRALITE™	Ultra-lightweight comfort and superior support.
HOLDER	SPEEDBLADE XS	New quick-release holder with bladelock system.
RUNNER	XS STAINLESS	Provides a long-lasting edge for long-term performance.

[SKFT2] [HEAT MOLDABLE]
JETSPEED FT2
SKATES

SIZES	SR	6 - 12 4 - 5.5	D, EE D, EE	FULL/HALF FULL/HALF	\$ \$
	JR				

QUARTER PACKAGE	ONE-PIECE BOOT - LITEFRAME 360 EVO	The one-piece boot is all about pure performance. With this technology, players get more direct energy transfer and a closer fit for faster feet.
MATERIAL	ROCKETFRAME COMPOSITE	NHL-caliber lightweight composite material.
FIT	TAPERED FIT	Provides a close, 360-degree tapered fit around and under the foot.
STIFFNESS PERFORMANCE INDEX	195	Super lightweight, stiff and thermo-formable core generates ultimate skating performance.
LINER	TOTALDRI PRO+ LINER WITH DURAZONE ABRASION PROTECTION	High-performance moisture-wicking material keeps feet dry and skates light, with superior protection against wear or rubbing.
COMFORT PAD	INJECTED SMOOTH CONTOUR PRO	Featuring a thick pad around the top of the boot, this one-piece injected tendon guard hugs your foot and ankle while adding durability to the collar.
ANKLE PADDING	MULTI-DENSITY MEMORY FOAM	Symmetrical foam pads wrap anatomically around your foot for customized fit and comfort.
TONGUE	METATOMIC TONGUE WITH MOLDED LACE-BITE PROTECTION LIGHTWEIGHT COMPOSITE	Asymmetrical flex point for a better wrap and advanced lace-bite protection.
MIDSOLE	MIDSOLE	For enhanced energy transfer from blade to boot.
FOOTBED	CCM ORTHOMOVE	Customized arch support inserts enhance the fit of the skate.
HOLDER	SPEEDBLADE XS	New quick-release holder with bladelock system.
RUNNER	XS1 BLACK (+2MM)	Premium blade with oxide treatment provides a harder runner with a longer edge life and 12% more height than standard blades for better turns and performance.

[SK80K] [HEAT MOLDABLE]
RIBCOR 80K
SKATES

SIZES	SR	6 - 12 6 - 11	D EE	FULL/HALF FULL/HALF	\$
	JR	4 - 5.5	D, EE	FULL/HALF	\$

QUARTER PACKAGE	FLEXFRAME	This 3D-lasted ergonomic boot-shaping system provides a great fit for your foot. Get ultimate forward flexion and lateral stability design - to maximize your stride.
MATERIAL	COMPOSITE	Premium composite material delivers excellent performance.
FIT	FLEXIBLE FIT	Provides a contoured and flexible fit for your foot.
STIFFNESS PERFORMANCE INDEX	175-185 VARIABLE FLEX	Flexible core offering an excellent fit and enhanced biomechanics with every stride.
LINER	TOTALDRI PRO+ LINER WITH DURAZONE ABRASION PROTECTION	High-performance moisture-wicking material keeps feet dry and skates light, with superior protection against wear or rubbing.
COMFORT PAD	SMOOTH CONTOUR PRO	Soft pad around top of the boot for superior foot and ankle comfort.
ANKLE PADDING	ADPT MEMORY FOAM	Symmetrical memory foam pads wrap around player's foot for customized fit and comfort.
TONGUE	TRITECH PRO TONGUE WITH MOLDED LACE-BITE PROTECTION	Three layers of HDPE foam and injected lace-bite prevention zone for increased comfort and protection.
MIDSOLE	LIGHTWEIGHT COMPOSITE MIDSOLE	For enhanced energy transfer from blade to boot.
OUTSOLE	EXTRA-STIFF CARBON COMPOSITE WITH EXHAUST SYSTEM	Extra-stiff design provides superior energy transfer while the exhaust system wicks moisture out of the boot.
FOOTBED	CCM ORTHOMOVE	Customized arch support inserts enhance the fit of the skate.
HOLDER	SPEEDBLADE XS	New quick-release holder with bladelock system.
RUNNER	XS1 BLACK (+2MM)	Premium blade with oxide treatment provides a harder runner with a longer edge life and 12% more height than standard blades for better turns and performance.



SKATES - CHOOSE YOUR FIT

A FIT FOR ALL PLAYERS.

EACH SKATE OFFERS A DISTINCTIVE FIT

**SUPER
TACKS**



MEDIUM FIT



BOOT STIFFNESS	STIFF
SIZE	-1.5 SHOE SIZES

JET SPEED



TAPERED FIT



BOOT STIFFNESS	STIFF
SIZE	-1.5 SHOE SIZES

RIBCOR



FLEX FIT



BOOT STIFFNESS	VARIABLE FLEX
SIZE	-1.5 SHOE SIZES

*FIT PROFILE INFORMATION APPLIES TO TOP-OF-THE-LINE CCM SKATES

W

73.5673°

X

N

45.5017°

45.5017°

N

X

73.5673° W

