



CCM

2022

TEAM
CATALOGUE

TRUST THE CODE

THE ROAD TO THE NEXT LEVEL NEVER ENDS, SO YOU ARE CONSTANTLY PUSHING YOURSELF TO BE STRONGER, FASTER AND SMARTER THAN YOUR OPPONENTS - FROM EARLY MORNINGS TO LATE NIGHTS ON THE ICE, YOU NEVER STOP.

FOR OVER 120 YEARS, CCM HAS LIVED BY THE SAME CODE: ALL OUT. ALL THE TIME. WE CONSTANTLY PUSH OURSELVES TO CREATE MORE EFFECTIVE DESIGNS, DO MORE TESTING, AND SPEND MORE HOURS COLLABORATING ON AND OFF THE ICE WITH THE BEST IN THE WORLD; BECAUSE WE'RE OBSESSED WITH CREATING GEAR THAT WILL GIVE YOU THE CONFIDENCE TO GO ALL OUT.

PURSUE

THE

NEXT

LEVEL.

WEBSITE
CCMHOCKEY.COM

TO START YOUR B2B ONLINE SHOPPING, GO TO
WWW.GO2CCMHOCKEY.COM AND CLICK ON "REQUEST LOGIN".

FIND US ON
**SOCIAL
MEDIA**



WWW.FACEBOOK.COM/CCMHOCKEY



@CCMHOCKEY



CCMHOCKEY



CCM_OFFICIAL

HEAD OFFICE LOCATIONS

NORTH AMERICA

CCM HOCKEY
3400, RAYMOND-LASNIER,
MONTRÉAL, QUÉBEC
H4R 3L3, CANADA
TEL.: (800) 636-5895
FAX: (800) 636-5751

EUROPE

CCM HOCKEY AB
GÅRDSVÄGEN 13
SE 16970 SOLNA
SWEDEN
TEL.: + 46 (0) 8 522 352 00
FAX: + 46 (0) 8 522 352 10

© 2021 SPORT MASKA INC. ALL RIGHTS RESERVED. CCM®, SUPERTACKS®, RIBCOR® AND THE CCM STYLIZED LOGO REGISTERED TRADEMARKS OF SPORT MASKA INC.

NHL AND THE NHL SHIELD ARE REGISTERED TRADEMARKS OF THE NATIONAL HOCKEY LEAGUE. ALL NHL LOGOS AND MARKS AND TEAM LOGOS AND MARKS DEPICTED HEREIN ARE THE PROPERTY OF THE NHL AND THE RESPECTIVE TEAMS AND MAY NOT BE REPRODUCED WITHOUT THE PRIOR WRITTEN CONSENT OF NHL ENTERPRISES, L.P. © NHL 2021. ALL RIGHTS RESERVED. © PHOTOS: GETTY IMAGES.

†: THIS CATALOG MAY REFER TO THE FOLLOWING TRADEMARKS WHICH ARE OWNED BY THE COMPANIES WHOSE NAMES APPEAR AFTER THE TRADEMARK: AHL -- AMERICAN HOCKEY LEAGUE; CLARINO -- HURARAY CO. LTD.; CHL -- CANADIAN HOCKEY LEAGUE; LYCRA, SPANDEX AND SURLYN -- E.I. DUPONT DE NEMOURS AND COMPANY; ECHL -- ECHL INC.; PLAYDRY -- REEBOK INTERNATIONAL LTD; TACTEL -- INVISTA; VELCRO -- VELCRO INDUSTRIES B.V.; THINSULATE IS A TRADEMARK OF 3M, USED UNDER LICENSE IN CANADA; D3O® -- DESIGN BLUE LTD.; JETSPPEED -- TAYLORMADE GOLF COMPANY INC.; SIGMATEX -- SIGMATEX (UK) LIMITED; POLYGIENE -- POLYGIENE AB; FLUID INSIDE -- MIPS AB. -- ORTHOLITE® -- ORTHOLITE.

WARNING: HOCKEY IS A DANGEROUS COLLISION SPORT. WE RECOMMEND THAT PROTECTIVE EQUIPMENT AND A CERTIFIED HELMET BE WORN AT ALL TIMES.

SPORT MASKA INC. RESERVES THE RIGHT TO CHANGE ALL PRODUCT SPECIFICATIONS AND/OR CUSTOM PROGRAMS. WHILE THE INFORMATION SHOWN IN THIS PUBLICATION WAS CORRECT AT THE TIME OF PRINTING, WE RESERVE THE RIGHT TO DISCONTINUE THE SALE OF PRODUCT OR CHANGE SPECIFICATIONS OR DESIGNS WITHOUT NOTICE OR OBLIGATION. COPYRIGHT © SPORT MASKA INC. 2021. ALL RIGHTS RESERVED. PRINTED IN CANADA. ♣



SKATES	2 - 6	TACKS PROTECTIVE	34 - 37
SKATES ACCESSORIES	7	YOUTH PROTECTIVE	38
		JETSPEED PROTECTIVE	39 - 41
STICKS.....	8 - 11	PROTECTIVE SIZING CHART.....	43 - 43
HELMETS.....	12 - 14	APPAREL.....	44 - 53
CAGES & VISORS.....	15 - 17	APPAREL SIZING CHART	54
HEAD & FACE ACCESSORIES	17		
CUSTOM GLOVES.....	18 - 19	GAMEWEAR.....	56 - 61
GLOVES.....	20 - 25	CUSTOM GAMEWEAR	62 - 65
CUSTOM PANTS	26 - 27	CUSTOM BAGS	66
PANTS	28 - 33	BAGS	67 - 68
WOMEN'S PROTECTIVE	33	ACCESSORIES	69

TABLE OF CONTENTS

THE ONE AND ONLY CCM **ONE PIECE BOOT**



**MORE DIRECT
ENERGY TRANSFER**



CLOSER FIT

FASTER STRIDES*

DISCLAIMER: COMPARISON MADE BETWEEN THE JETSPEED FT490 AND THE JETSPEED 480 IN SIZES 6, 6.5, 7, 7.5, 9.5, 10. ON AVERAGE, THE JETSPEED FT490 IS 3% LIGHTER THAN THE JETSPEED FT480.

YOUR CCM SKATES, UNLIMITED

EVERY PLAYER'S FEET ARE UNIQUE. NOW, FIND YOUR FIT IN ANY CCM SKATE MODEL.

STEP 1 - SELECT THE PERFORMANCE YOU'RE LOOKING TO MAXIMIZE

RIBCORE

AGILITY

QUICK MOVEMENTS
INCREASED RANGE OF MOTION



JET SPEED

ACCELERATION


HYBRID FEATURES
ALL-AROUND SPEED



TACKS

POWER

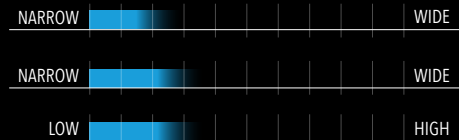
LONG, STRONG STRIDES
MAXIMIZED FORCE GENERATION



STEP 2 - SELECT ANY CCM FIT THAT BEST SUITS YOUR FOOT

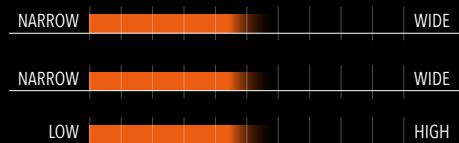
TAPERED FIT

FOREFOOT
HEEL
VOLUME



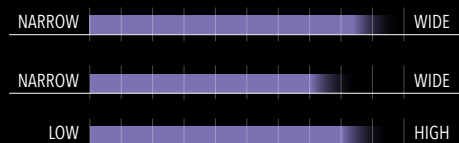
REGULAR FIT

FOREFOOT
HEEL
VOLUME



WIDE FIT

FOREFOOT
HEEL
VOLUME



STEP 3 - PERFECT YOUR FIT WITH MICRO ADJUSTMENTS

THE COMPOSITE MATERIALS USED IN ALL CCM ELITE SKATES ARE ULTRA-RESPONSIVE TO HEAT AND ALLOW THE BOOT TO EFFORTLESSLY ADAPT AND WRAP AROUND THE UNIQUE CURVES OF YOUR FOOT. USE THE CCM HEATING INSTRUCTIONS TO RELIEVE ANY MINOR PRESSURE POINTS AND PERFECT YOUR FIT.



SKATEFITPROFILE

TACKS AS-V PRO

STARRING CCM'S EXCLUSIVE ONE-PIECE BOOT POWER TECHNOLOGY, THIS SKATE PROVIDES SUPERIOR ENERGY TRANSFER AND A CLOSER FIT, COMBINED WITH A CARBON CONSTRUCTION TO SUPPORT THE MOST INTENSE SKATING STRIDES THAT A PLAYER CAN DELIVER. THIS SKATE IS BUILT FOR STRENGTH AND POWER WHILE BEING EXTREMELY LIGHTWEIGHT. THE POWERFLEX TENDON ALLOWS PLAYERS TO ENJOY INCREASED RANGE OF MOTION AND FULLER STRIDES. THE XS METATOMIC TONGUE FITS GREAT AND HAS EMBEDDED D30® SMART MATERIAL FOR THE VERY BEST PROTECTION. PLAYERS HAVE THE ABILITY TO SELECT WHICH PERFORMANCE AND FINISH OF STEP STEEL RUNNERS BEST SUITS THEIR GAME, AND THERE IS NO WRONG ANSWER.

TECH 001

ONE-PIECE BOOT POWER

FOR THE MODERN POWER SKATER WITH INTENSE STRIDES LOOKING FOR EXPLOSIVENESS WITHOUT RESTRICTION. PLAYERS GET MORE DIRECT ENERGY TRANSFER AND A CLOSER FIT.

TECH 002

POWERFLEX TENDON

IMPROVED RANGE OF MOTION FOR FULLER STRIDES AND INCREASED SKATING POWER.

TECH 003

REPLACEABLE METATOMIC TONGUE WITH D30® FOAM

MULTI-LAYER 7MM TONGUE WITH ASYMMETRICAL FLEX POINT FOR A BETTER WRAP AND EMBEDDED D30® SMART MATERIAL FOR ULTIMATE PROTECTION.



[SKAS5P]

TACKS AS-V PRO

SKATES

HEAT MOLDABLE

SIZES	SR	7 - 12	TAPERED, REGULAR, WIDE	FULL/HALF	\$
	INT	4 - 6.5	TAPERED, REGULAR, WIDE	FULL/HALF	\$

QUARTER PACKAGE	ONE-PIECE BOOT POWER For the modern power skater with intense strides looking for explosiveness without restriction. Players get more direct energy transfer and a closer fit.	COMFORT & ANKLE PADDING	MEMORY FOAM WITH SEAMLESS COMFORT Multi-density foam pads with Seamless Comfort finish wrap anatomically around your foot for customized fit and ultimate comfort.
MATERIAL	RFM COMPOSITE WITH CARBON Premium carbon composite material delivers the best energy transfer.	TONGUE	REPLACEABLE METATOMIC WITH D30® FOAM Multi-layer 7mm tongue with asymmetrical flex point for a better wrap and D30® Foam insert for ultimate protection.
STIFFNESS	215 Super lightweight, stiff, and thermoformable core for ultimate skating performance.	MIDSOLE	LIGHTWEIGHT COMPOSITE MIDSOLE For superior energy transfer from boot to blade.
LINER	TOTALDRI PRO + WITH POLYGIENE High-performance moisture-wicking material keeps feet dry and skates light, with superior protection against odor, wear and rubbing.	FOOTBED	MOLDED CCM ORTHOLITE ULTRALITE WITH HEEL GRIP Ultra-lightweight comfort and superior support, using recycled EVA foam.
TENDON	POWERFLEX TENDON WITH CARBON Improved range of motion for fuller strides and increased skating power.	HOLDER	SPEEDBLADE XS CCM quick-release holder with bladelock system.
		RUNNER	CHOOSE YOUR STEP STEEL Customize your skates with STEP Steel by selecting your desired performance level and finish.

JETSPEED FT4 PRO



[SKFT4P]

JETSPEED FT4 PRO SKATES

HEAT MOLDABLE

SIZES	SR	7 - 12	TAPERED, REGULAR, WIDE	FULL/HALF	\$
	INT	4 - 6.5	TAPERED, REGULAR, WIDE	FULL/HALF	\$

QUARTER PACKAGE	ONE-PIECE BOOT <i>SPEED</i> All about performance, acceleration and lightness. Players get more direct energy transfer and a closer fit for faster strides.
MATERIAL	RFM COMPOSITE NHL-caliber lightweight composite material.
STIFFNESS PERFORMANCE INDEX	195 Super lightweight, stiff and thermo-formable core generates ultimate skating performance.
LINER	TOTALDRI PRO+ High-performance moisture-wicking material keeps feet dry and skates light, with superior protection against wear or rubbing.
COMFORT PAD	INJECTED SMOOTH CONTOUR PRO Thick padding around the top of the boot provides comfort to your foot and ankle.

FEATURING THE HIGHLY ADVANCED CCM ONE-PIECE BOOT *SPEED* TECHNOLOGY, THIS SKATE WILL HELP YOU GENERATE A MORE DIRECT ENERGY TRANSFER AND A CLOSER FIT FOR FASTER STRIDES. EQUIPPED WITH A BOOT BUILT FOR PURE ACCELERATION AND CCM'S REPLACEABLE XS METATOMIC TONGUE ENGINEERED TO FIT YOUR EXACT FOOT SHAPE, THIS SKATE ALSO HAS THE LOOK THAT ALL PLAYERS WILL REMEMBER WHEN YOU FLY RIGHT PAST THEM.

TECH 001

ONE-PIECE BOOT *SPEED*

ALL ABOUT PERFORMANCE, ACCELERATION AND LIGHTNESS. PLAYERS GET MORE DIRECT ENERGY TRANSFER AND A CLOSER FIT FOR FASTER STRIDES.

TECH 002

STEP BLACKSTEEL (+4MM)

MADE WITH THE HIGHEST QUALITY OF STEEL AND FEATURING CARBON-COATED TECHNOLOGY FOR SUPERIOR EDGE HARDNESS AND PHENOMENAL GLIDE. THE INCREASED HEIGHT OF THE BLADE LETS YOU DIG IN THE ICE WITH CONTROL AND CONFIDENCE.

TECH 003

ASYMMETRICAL TOE CAP

ASYMMETRICAL TOE CAP PROVIDES A BETTER TOE SHAPE, AND FEATURES AN OPTIMIZED VOLUME DISTRIBUTION FOR AN IMPROVED FIT.



ANKLE PADDING

MEMORY FOAM COMFORT

Multi-density foam pads wrap anatomically around your foot for customized fit and comfort.

TONGUE

REPLACEABLE METATOMIC (XS TONGUE SYSTEM)

Multi-layer tongue with 7mm felt and an asymmetrical flex point for a better wrap and advanced lace-bite protection.

MIDSOLE

LIGHTWEIGHT COMPOSITE MIDSOLE

For enhanced energy transfer from blade to boot.

TOE CAP

ASYMMETRICAL DESIGN

Asymmetrical toe cap shape for an improved fit.

FOOTBED

MOLDED CCM ORTHOLITE® ULTRALITE™

Ultra-lightweight comfort and superior support.

HOLDER

SPEEDBLADE XS

CCM quick-release holder with bladelock system.

RUNNER

STEP BLACKSTEEL (+4MM)

Highest quality of steel with carbon-coated technology for superior edge hardness and phenomenal glide

JETSPEED FT4 PRO

RIBCOR 100K PRO

RIBCOR 100K PRO



THE NEW RIBCOR 100K PRO SKATE IS UNIQUELY ENGINEERED TO HELP YOU MAXIMIZE YOUR AGILITY ON THE ICE.

FOR THE FIRST TIME EVER FEATURING CCM'S NEW ONE-PIECE BOOT **FLEX** TECHNOLOGY IN THE RIBCOR LINE, THE ENTIRE SKATE IS DESIGNED TO INCREASE YOUR RANGE OF MOTION AND OPTIMIZE YOUR PERFORMANCE. THE FLEXMOTION TONGUE, PAIRED WITH A NEW FLEXIBLE TENDON GUARD WILL GIVE YOU AN UNMATCHED FEELING AND THE ABILITY TO MOVE DEEPLY INTO YOUR STRIDES AND SHARP TURNS.

TECH 001

ONE-PIECE BOOT **FLEX**

THE ONE-PIECE BOOT IS ALL ABOUT PURE PERFORMANCE AND AGILITY. WITH THIS TECHNOLOGY, PLAYERS GET MORE DIRECT ENERGY TRANSFER AND A CLOSER FIT FOR FASTER STRIDES. THE ONE-PIECE BOOT FLEX PROVIDES EXCELLENT FORWARD FLEXION TO HELP PLAYERS GENERATE POWER AND LATERAL STABILITY WHICH INCREASES THEIR AGILITY ON THE ICE.

TECH 002

STEP BLACKSTEEL (+4MM)

MADE WITH THE HIGHEST QUALITY OF STEEL AND FEATURING CARBON-COATED TECHNOLOGY FOR SUPERIOR EDGE HARDNESS AND PHENOMENAL GLIDE. THE INCREASED HEIGHT OF THE BLADE LETS YOU DIG IN THE ICE WITH CONTROL AND CONFIDENCE.

TECH 003

FLEXMOTION TONGUE

THE NEW FLEXMOTION TONGUE WAS DESIGNED TO HELP PLAYERS INCREASE THEIR FORWARD FLEXION. THE RIBBED DESIGN ON THE TONGUES ALLOW YOU TO GO DEEP INTO YOUR SKATING STRIDE AND ALSO PROVIDE EXCELLENT LACE BITE PROTECTION.



[SK100KP]

RIBCOR 100K PRO SKATES

HEAT MOLDABLE

SIZES	SR 7 - 12	TAPERED, REGULAR, WIDE	FULL/HALF	\$
	INT 4 - 6.5	TAPERED, REGULAR, WIDE	FULL/HALF	\$

QUARTER PACKAGE	ONE-PIECE BOOT FLEX All about performance and agility. Players get more direct energy transfer and a closer fit for more agility and faster strides.	ANKLE PADDING	ADPT MEMORY FOAM Extra comfort memory foam pads wrap around player's foot for customized fit and comfort.
MATERIAL	RFM COMPOSITE NHL-caliber lightweight composite material with a flexible structure.	TONGUE	REPLACEABLE FLEXMOTION TONGUE (XS TONGUE SYSTEM) 7mm tongue with FlexMotion design for increased forward flexion and advanced lace-bite protection.
STIFFNESS PERFORMANCE INDEX	175-185 VARIABLE FLEX Flexible core offers excellent fit and enhanced biomechanics with every stride.	MIDSOLE	LIGHTWEIGHT COMPOSITE MIDSOLE For enhanced energy transfer from blade to boot.
LINER	TOTALDRI COMFORT High-performance moisture-wicking material keeps feet dry and skates light, combined with a seamless assembly for increased comfort.	TOE CAP	ASYMMETRICAL DESIGN Asymmetrical toe cap shape for an improved fit.
COMFORT PAD	SMOOTH CONTOUR PRO Soft pad around top of the boot for superior foot and ankle comfort.	FOOTBED	MOLDED CCM ORTHOLITE® ULTRALITE™ Ultra-lightweight comfort and superior support.
		HOLDER / RUNNER	SPEEDBLADE XS - CCM quick-release holder with bladelock system. STEP BLACKSTEEL (+4MM) - Highest quality of steel with carbon-coated technology for superior edge hardness and phenomenal glide.

STEP[®]

CREATED FOR / CONÇU POUR

CCM



STEP BLADES

STEP BLADES ARE MADE WITH PREMIUM GRADE STEEL, HELPING PLAYERS BENEFIT FROM A PHENOMENAL GLIDE AND AN OUTSTANDING EDGE QUALITY. STEP BLADES ARE THE MOST TRUSTED IN HOCKEY.

THE COMBINATION OF THE CCM ONE-PIECE BOOT, CCM XS HOLDER AND STEP BLADES CREATE THE ULTIMATE CONNECTION BETWEEN YOU AND THE ICE.



[RXSSTEPB] \$

STEP BLACKSTEEL XS HOLDER

+4MM POLISHED & CARBON-COATING
PAIR



[RXSSTEPV] \$

STEP V-STEEL XS HOLDER

+4MM POLISHED
PAIR



[RXSSTEP] \$

STEP STEEL XS HOLDER

+4MM HEIGHT
PAIR



[RSBSTEPB] \$

STEP BLACKSTEEL SB HOLDER

+4MM POLISHED & CARBON-COATING
PAIR



[RSBSTEP] \$

STEP STEEL SB HOLDER

+4MM HEIGHT
PAIR

BLADE LENGTH

XS HOLDER

SKATE SIZE	1	1.5	2	2.5	3	3.5	4	4.5	5	5.5	6	6.5	7	7.5	8	8.5	9	9.5	10	10.5	11	11.5	12	12.5	13
STEP BLACKSTEEL	215	221	230	238	247	255	263	271	280	287	295	304	-	-	-	-	-	-	-	-	-	-	-	-	-
STEP V-STEEL	215	221	230	238	247	255	263	271	280	287	295	304	-	-	-	-	-	-	-	-	-	-	-	-	-
STEP STEEL	215	221	230	238	247	255	263	271	280	287	295	304	312	-	-	-	-	-	-	-	-	-	-	-	-

SB HOLDER

SKATE SIZE	1	1.5	2	2.5	3	3.5	4	4.5	5	5.5	6	6.5	7	7.5	8	8.5	9	9.5	10	10.5	11	11.5	12	12.5	13
STEP BLACKSTEEL	215	221	230	238	247	255	263	271	280	287	295	304	-	-	-	-	-	-	-	-	-	-	-	-	-
STEP STEEL	215	221	230	238	247	255	263	271	280	287	295	304	-	-	-	-	-	-	-	-	-	-	-	-	-



JETSPPEED TEAM STICK

[HSMTJS] \$

JETSPPEED TEAM STICK

**** TEAM ORDERS ONLY, NOT FOR RETAIL.
CONSULT YOUR CCM REPRESENTATIVE****

KICK POINT LOW KICK FLEX POINT

- SHAFT FEATURES
- RE-INFORCED SHAFT FOR INCREASED DURABILITY
 - GRIP
 - "T" GEOMETRY

BLANCE POINT 94 CM

BLADE C6 / PEEL PLY

OFFERING

SR - 95 / 62"

SR - 85 / 62"

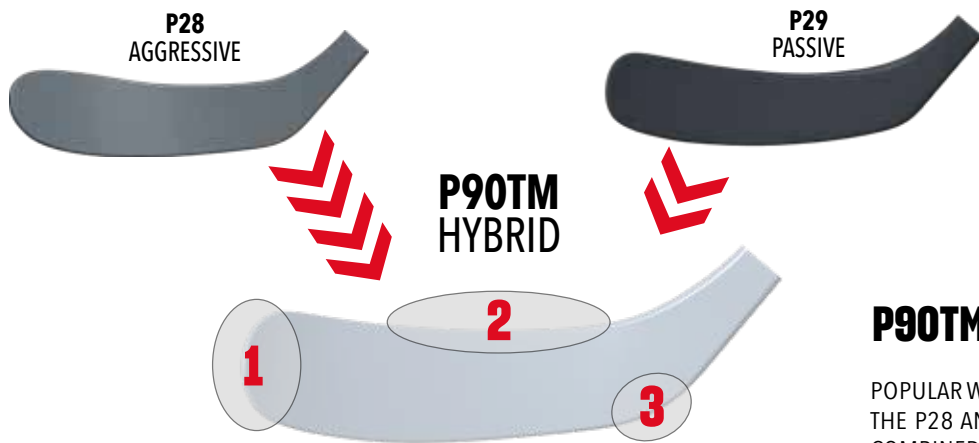
SR - 75 / 60"

INT - 65 / 57"

INT - 55 / 57"

FLEX	CURVE	P6		P28		P80		P90		P90TM	
		LEFT	RIGHT	LEFT	RIGHT	LEFT	RIGHT	LEFT	RIGHT	LEFT	RIGHT
55				•	•	•	•	•	•		
65				•	•	•	•	•	•		
75		•	•	•	•	•	•	•	•	•	•
85		•	•	•	•	•	•	•	•	•	•
95		•	•	•	•	•	•	•	•	•	•





- 1 - MODIFIED TOE
- 2 - INCREASED HEIGHT
- 3 - OPTIMAL LIE

P90TM CURVE EVALUATION

POPULAR WITH OUR PRO PLAYERS, THE NEW P90TM BLENDS THE P28 AND THE P29 CURVES AND A SUBTLE TOE CURVE. COMBINED WITH A MAX HEIGHT AND A LOWER LIE, THIS IS IDEAL FOR THE PLAYER LOOKING FOR AN EDGE ON FACE-OFFS OR TO HELP TIPPING PUCKS IN THE AIR.



P80 LIE: 5.5



P90 LIE: 6.5



P90TM LIE: 6.5
NEW CURVE



P6 LIE: 5.5 OLD HIG



P28 LIE: 6 MCGAVID

LOW KICK POINT

415G

GRADUAL DECREASE IN STIFFNESS IN THE BOTTOM OF THE SHAFT TO MAXIMIZE EASE OF LOADING AND QUICK RELEASES.

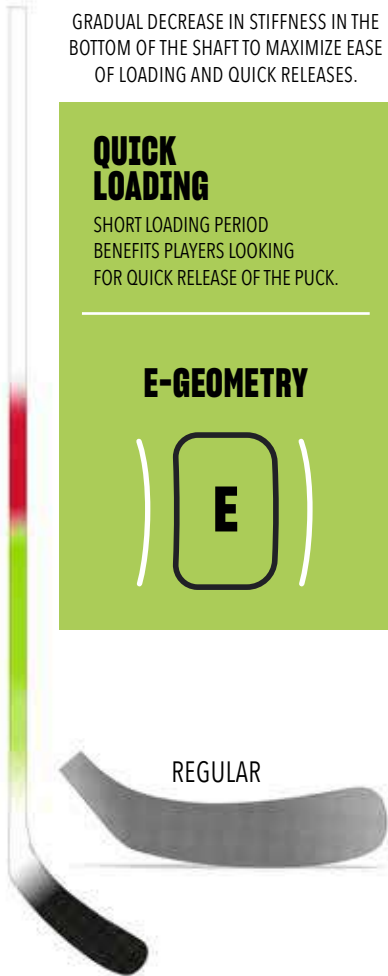
QUICK LOADING

SHORT LOADING PERIOD BENEFITS PLAYERS LOOKING FOR QUICK RELEASE OF THE PUCK.

E-GEOMETRY



REGULAR



HYBRID KICK POINT

415G

OPTIMIZED FLEX ZONES CREATES A HINGE EFFECT FOR GREATER SPEED.


RESPONSIVE LOADING

HINGE EFFECTS CONCENTRATES LOADING ZONES FOR PLAYERS LOOKING FOR BLEND OF SPEED AND RESPONSE

R-GEOMETRY



STIFF



MID KICK POINT

415G

STIFF BOTTOM OF THE SHAFT FOR MORE CONTROL WITH A SOFTER MID-SECTION TO MAXIMIZE LOADING AND POWER.


AGGRESSIVE LOADING

THE ENERGY STORED BY THE LONGER LOADING PERIOD BENEFITS PLAYERS LOOKING FOR POWER AND ACCELERATION

T-GEOMETRY



SOFT



— = STIFF
— = SOFT

SHAFT SPRAY FINISH

- REGULAR GRIP
- CLEAR

SHAFT LENGTH

- 60 INCHES 60 / 70 / 75 / 80 / 85 / 90
- 63 INCHES 70 / 75 / 80 / 85 / 90 / 95 / 100

CURVE OFFERING

- MAIN TOOLS P5, P19, P28, P28M, P29, P29M / P90M, P88, P90, P90TM
- ADDITIONAL TOOLS P25, P28+1/4in, P40, P46, P66, P90T, P90+1/4in, P90-1 LIE

SHAFT FLEX

- R - T - E GEOMETRY 70 / 75 / 80 / 85 / 90 / 95 / 100
- I / EI 65


BLADE FINISH

- PEEL PLY

* BLADE STIFFNESS AN SHAPE ARE RESTRICTED TO THE CHOSEN FLEX PROFILE

2022 GRAPHIC LINEUP

JETSPEED



RIBCOR



SUPER TACKS





SUPER TACKS X HELMET

** AVAILABLE ON SPECIAL REQUEST OR AT SELECT LOCATIONS ONLY **



TAKE YOUR HELMET GAME TO THE NEXT LEVEL!

THE REVOLUTIONARY SUPER TACKS X WITH ITS 3D DIGITAL MANUFACTURING INNOVATION IS NOW GOING ALL OUT WITH A TOTAL CUSTOM EXPERIENCE.

STARTING WITH A PERSONALIZED HEAD SCAN, CCM GIVES YOU THE CHANCE TO WRAP YOUR HEAD IN A FULL NESTTECH 3D PRINTED LINER, ENGINEERED TO BEST PROTECT YOU WHILE GIVING YOU COMFORT LIKE YOU HAVE NEVER FELT BEFORE, MADE TO MEASURE JUST FOR YOU.

THIS NEXT-GENERATION HELMET KEEPS YOU AT YOUR BEST THROUGHOUT YOUR GAME, WHILE OFFERING PREMIUM PROTECTION AND COMFORT.

TECH 001

SUPERIOR BREATHABILITY

INTRODUCING THE FIRST HELMET THAT NOT ONLY PROTECTS YOU, BUT HELPS YOU PERFORM AT YOUR BEST, FROM YOUR FIRST TO YOUR LAST SHIFT!

THE SUPER TACKS X HELMET WILL HELP YOU PLAY YOUR BEST HOCKEY FROM START TO FINISH.

THE UNIQUE 3D PRINTED NEST TECH LINER IS DESIGNED FOR MAXIMUM AIRFLOW TO KEEP YOUR HEAD COOL AND FEELING GREAT. WANT TO PLAY BETTER HOCKEY? SCIENTIFIC STUDIES SHOW* YOUR PERFORMANCE MAY IMPROVE WHEN YOUR HEAD TEMPERATURE IS REGULATED AND KEPT STEADY.

KEEP YOUR PERFORMANCE AT ITS PEAK: UNMATCHED BREATHABILITY MEANS YOUR BODY SPENDS LESS ENERGY COOLING ITSELF OFF, LEAVING YOU WITH MORE ENERGY TO MAKE THE BEST DECISIONS ON THE ICE.

NOT ONLY WILL THIS HELMET HELP IMPROVE YOUR PERFORMANCE THROUGHOUT THE GAME, IT WILL HELP YOU RECUPERATE FASTER BETWEEN SHIFTS AND INCREASE YOUR HOCKEY SENSE.



THE EFFECT OF INTERMITTENT HEAD COOLING ON AEROBIC PERFORMANCE IN THE HEAT - JOURNAL OF SPORTS SCIENCE MEDICINE, WALTERS ET AL., 2017

SUPER TACKS X



TECH 002

PREMIUM COMFORT & FIT

NEST TECH LINER CONFORMS AND WRAPS YOUR HEAD IN A SOFT CONTINUOUS UNPARALLELED FIT.



TECH 003

ELITE PROTECTION



FULL NEST TECH 3D PRINTED LATTICE STRUCTURES ARE OPTIMALLY TUNED WITH VARIABLE DENSITIES AND GEOMETRIES AT SPECIFIC LOCATIONS THROUGHOUT THE LINER TO HELP DISTRIBUTE ALL TYPES OF HOCKEY IMPACTS IN KEY AREAS.



D3O
NEST TECH
 HELMET STORAGE BAG INCLUDED

[HTSPTX]
SUPER TACKS X
 HELMET

SIZES	HAT SIZES
S	52.5 - 57.0 CM / 6 1/2 - 7 1/8
M	55.5 - 60.0 CM / 7 - 7 1/2
L	58.5 - 63.0 CM / 7 3/8 - 8

HELMET \$

PROTECTION	NEST TECH 3D PRINTED LINER + D3O®	Innovative leading-edge 3D printed continuous fit liner is tuned with different geometries to best manage and help absorb all types of impacts in key locations + Rate sensitive D3O® Smart Material further helps distribute impact energy.
COMFORT	NEST TECH LINER + MULTI-DENSITY FOAMS	Offers the ultimate in comfort and fit as it conforms to the shape of your head like no other liner ever has.
ADJUSTMENT	TOOL-FREE FRONT-TO-BACK ADJUSTMENT SYSTEM	Easy to use front-to-back adjustment on the side of the shell with a wider size range for a customized snug fit.
SHELL	SLEEK AESTHETICS AND REINFORCED SIDE IMPACT FRAME	A pro-approved look with structure stiffness for added protection on sides.
COLORS	 BLK WHT NVY RED Booking only	



[ACCTKXE] \$
SUPER TACKS HELMET PERSONALIZATION KIT

Allows players to give their new Super Tacks X helmet an even more custom look so the focus is on them. Change over the front and side logos to match your team colors, swap out your ear loops to match or contrast at will! And why not switch your chin strap for an even more unique look?

COMPATIBLE WITH HTSPTX AND HT910* HELMETS *EXCEPT SIDE LOGOS

- EACH KIT INCLUDES:
- 1x FRONT LOGO PLATE
 - 2x SIDE LOGO STICKERS
 - 2x EAR LOOPS WITH COLOR INSERTS
 - 1x CONTRASTING CHIN STRAP

COLORS

RED	RYL	ORG	KELLY GREEN	SUNFLOWER	MAROON

Each color set sold separately



D3O
i.Q.SHION GEL

[HT910 / HT910C]
TACKS 910 HELMET

SIZES	HAT SIZES
XS	51.5 - 55.5 CM / 6 1/2 - 7
S	52.5 - 57.0 CM / 6 5/8 - 7 1/8
M	55.5 - 60.0 CM / 7 - 7 1/2
L	58.5 - 63.0 CM / 7 3/8 - 8

HELMET \$
 COMBO \$

PROTECTION	FLUID INSIDE™ POD MATRIX AND D3O® TECHNOLOGY	Designed for an elite-level of protection, to distribute impact energy and help to manage all types of impacts thanks to new Fluid Inside pods strategically placed in liner, combined with rate sensitive D3O® Smart Material.
COMFORT	I.Q.SHION GEL MEMORY FOAM COMFORT LINER AND DUAL DENSITY MOLDED FOAMS WITH SMOOTH CONTOUR EDGE	Offer a pro-level of comfort and fit with the added benefit of sweat management properties at the front.
ADJUSTMENT	ACTIVE STABILIZER AND TOOL-FREE ADJUSTMENT SYSTEM	Self-adjusting occipital support cushion and easy front-to-back adjustment on the side of the shell with a wider size range for a customized snug fit.
SHELL	OPTIMIZED AESTHETICS AND REINFORCED SIDE IMPACT FRAME	A pro-approved look with new structure stiffness for added protection on sides.
COLORS	 BLK WHT NVY RYL RED DARK GREEN SUNFLOWER MAROON *Available as combo	*Offered as a combo with FM780 (S-M-L) in Black



D3O
i.Q.SHION

[HT710 / HT710C]
TACKS 710 HELMET

SIZES	HAT SIZES
S	51 - 56 CM / 6 3/8 - 7
M	55 - 59 CM / 6 7/8 - 7 3/8
L	57 - 62 CM / 7 1/8 - 7 3/4

HELMET \$
 COMBO \$

PROTECTION/COMFORT	I.Q.SHION FOAM COMFORT LINER WITH D3O® AND R.E.D. SYSTEM	Designed to help manage multiple types of impacts while offering a premium-level of comfort and fit.
ADJUSTMENT	SINGLE TOOL-FREE ADJUSTMENT	Easy adjustment at the back of the helmet for a customized snug fit.
SHELL	DESIGNED TO MAXIMIZE PROTECTIVE CAPABILITIES	A pro preferred look with geometry that helps absorb impacts.
COLORS	 BLK WHT NVY RYL RED KELLY GREEN DARK ROYAL HARVARD VIOLET DARK GREEN SUNFLOWER MAROON GRAPHITE *Available as combo	*Offered as a combo with FM680 (S-M-L) in black



[HT310 / HT310C]
TACKS 310 HELMET

SIZES	HAT SIZES	
S	51 - 56 CM / 6 3/8 - 7	HELMET \$
M	55 - 59 CM / 6 7/8 - 7 3/8	COMBO \$
L	57 - 62 CM / 7 1/8 - 7 3/4	

PROTECTION/COMFORT: I.Q.SHION FOAM COMFORT LINER WITH D3O®. High-level of protection against multiple types of impacts plus a premium-level of comfort and fit.

ADJUSTMENT: SINGLE TOOL-FREE ADJUSTMENT. Easy adjustment at the back of the helmet for a customized snug fit.

SHELL: DESIGNED TO MAXIMIZE PROTECTIVE CAPABILITIES. A pro preferred look with geometry that helps absorb impacts.

COLORS: BLK, WHT, NVY, RYL, RED. *Offered as a combo with FM680 (S-M-L) in black. *Available as combo



[HT210 / HT210C]
TACKS 210 HELMET

SIZES	HAT SIZES	
XS	51.5 - 55.5 CM / 6 1/2 - 7	HELMET \$
S	52.5 - 57.0 CM / 6 5/8 - 7 1/8	COMBO \$
M	55.5 - 60.0 CM / 7 - 7 1/2	
L	58.5 - 63.0 CM / 7 3/8 - 8	

PROTECTION/COMFORT: DUAL DENSITY VN + EVA FOAM LINER. Developed for great comfort and impact protection, with fewer gaps in liner for a more head-hugging fit.

ADJUSTMENT: SINGLE TOOL-FREE ADJUSTMENT. Easy adjustment at the back of the helmet for a customized snug fit.

SHELL: DESIGNED TO MAXIMIZE PROTECTIVE CAPABILITIES. A sleek low profile look with geometry that helps absorb impacts.

COLORS: BLK, WHT, NVY, RYL, RED. *Offered as a combo with FM580 (S-M-L) in black. *Available as combo



[HT500]
FL500 HELMET

SIZES	HAT SIZES	
S/M	52.5 - 57 CM / 6 5/8 - 7 1/8	HELMET \$
L	56 - 60.5 CM / 7 - 7 5/8	

PROTECTION: D3O® SMART MATERIAL WITH RATE SENSITIVE SHOCK ABSORBING PROPERTIES. Premium-level protection that helps disperse the force of impact.

COMFORT: I.Q.SHION COMFORT LINER WITH D3O® AND PATENT PENDING MULTI-LAYER FOAM CONFIGURATION. Offers a high-level of protection and a premium-level of comfort and fit.

ADJUSTMENT: TOOL FREE LENGTH ADJUSTMENT. Easy adjustment Fit Clips on the side of the helmet for a customized fit and high-level of comfort.

SHELL: HIGH DENSITY PE SHELL. Lightweight PE shell construction.

COLORS: BLK. NO Combo, only compatible with FM500 facemask

HELMET SIZE COMPARISON CHART

		SIZE RANGE (CM)																
		48	49	50	51	52	53	54	55	56	57	58	59	60	61	62	63	64
SUPER TACKS X	S																	
	M																	
	L																	
TACKS 910	XS																	
	S																	
	M																	
TACKS 710	S																	
	M																	
	L																	
TACKS 310	S																	
	M																	
	L																	
TACKS 210	XS																	
	S																	
	M																	
FL500	S/M																	
	L																	



HELMET STORAGE BAG INCLUDED

[FMFV1]
FV1 FULL FACE VISOR

SIZES SR \$
JR \$



SCRATCH RESISTANT



PREMIUM OPTICAL ACCURACY



PREMIUM ANTI-FOG

CONSTRUCTION	IMPACT RESISTANT POLYCARBONATE WITH ANTI-FOG AND ANTI-SCRATCH	High-quality material and finish offers a wide and unobstructed field of vision.
DESIGN	OPTIMAL VENT PLACEMENT	Modern vent design maximizes air flow for great breathability during play.
CHIN CUP	MULTI DENSITY FOAM CHIN CUP	Comfortable and snug fitting chin cup.

CERTIFICATION CSA, HECC, CE

	FITLITE	HTFL3DS			HTFL50		
		S	M	L	S	M	L
B2	FV1 JR	✓	✓	✓	✓	✓	✓
B1	FV1 SR	✓	✓	✓	✓	✓	✓

	TACKS	HT910			HT710			HT310			HT210		
		S	M	L	S	M	L	S	M	L	S	M	L
B2	FV1 JR	✓	✓	✓	✓	✓	✓	✓	✓	✓	✓	✓	✓
B1	FV1 SR	✓	✓	✓	✓	✓	✓	✓	✓	✓	✓	✓	✓

	TACKS	HTSPFX			HTSPFXCU		
		S	M	L	S	M	L
B2	FV1 JR	✓	✓	✓	✓	✓	✓
B1	FV1 SR	✓	✓	✓	✓	✓	✓

	BAUER	RE-AKT			RE-AKT 75			RE-AKT 150		
		S	M	L	S	M	L	S	M	L
B2	FV1 JR	✓	✓	✓	✓	✓	✓	✓	✓	✓
B1	FV1 SR	✓	✓	✓	✓	✓	✓	✓	✓	✓

[ACCFVC] \$
FV1 FULL FACE VISOR ACCESSORIES

- 20 top clips - 10L & 10R
- 20 screws



SCRATCH RESISTANT



PREMIUM OPTICAL ACCURACY



PREMIUM ANTI-FOG



ANTI-GLARE

CERTIFICATION CSA, HECC, CE

VISOR HEIGHT 88 MM / 3.5 IN

COLOR CLEAR

[VRPRO] \$
VRPRO STRAIGHT SHORT VISOR

CONSTRUCTION	IMPACT RESISTANT POLYCARBONATE WITH ANTI-FOG, ANTI-SCRATCH AND ANTI-GLARE PROTECTION	High-quality material and finish offers an unobstructed field of vision in a clear tint so your focus stays on the game
DESIGN	OPTIMAL STRAIGHT CUT	Modern look with pro-inspired close to nose fit
ADJUSTMENT	TIME-SAVING INSTALLATION SYSTEM	Pre-set with patent-pending ACCVRPRO user-friendly system (screws, spacers and dual T-nuts) to quickly and easily install on your helmet so you can get on the ice faster
CUSTOMIZABLE	HELMET STORAGE BAG + SIDE LOGO STICKERS	Includes breathable bag to protect visor once it's on your helmet, and 7 pairs of different color side logo stickers to customize your look

[ACCVRPRO] \$
VISOR ACCESSORIES

UNIVERSAL KIT INCLUDES:

- 4 Screws (2 long, 2 short)
- 2 Spacers
- 2 Dual T-nuts

CAN BE USED WITH ALL CCM VISORS.

*MUST ORDER IN MULTIPLES OF 5 - EACH SET PACKAGED SEPARATELY



[VR14] \$
VR14 STRAIGHT VISOR

CERTIFICATION CSA, HECC, CE
VISOR HEIGHT 96 MM / 3.8 IN
COLOR CLEAR



SCRATCH RESISTANT



EXCELLENT OPTICAL ACCURACY

CONSTRUCTION	IMPACT RESISTANT POLYCARBONATE WITH ANTI-FOG PROTECTION	High-quality material and finish offers an unobstructed field of vision in a clear tint so your focus stays on the game
DESIGN	STRAIGHT CUT	Modern look
ADJUSTMENT	SCREWS + SPACERS	Include screws and spacers for a quick installation on your helmet



NEW
[FM70]
70
FACEMASK



SIZES SR S, M, L \$
COLOR BLACK

WIRES **THIN ROUND WIRES** Lightweight protective design provides maximum line of sight.

CHIN CUP **FLOATING CONSTRUCTION COMFORT FOAM** Designed to move with you for enhanced comfort while offering a good level of protection.



[FM780]
780
FACEMASK



SIZES SR S, M, L \$
COLOR BLACK, GUNMETAL, **NEW WHITE**

WIRES **THIN FLAT WIRES** Thin alloy bars designed to provide maximum visibility and reduce weight.

CHIN CUP **MULTI DENSITY FOAM CHIN CUP WITH D3O® SMART MATERIAL** Designed to provide high-levels of comfort, sweat management, and impact absorbing protection.



580
FACEMASK

NEW
WHITE INTERIOR/
BLACK EXTERIOR [FM580BKWH]
BLACK [FM580BK]
SILVER [FM580SL] WHITE [FM580WH]

SIZES SR S, M, L \$

WIRES **THIN ROUND WIRES** Designed to provide maximum visibility.

CHIN CUP **MULTI DENSITY FOAM CHIN CUP** Designed to provide high-levels of comfort and protection.



ONLY COMPATIBLE WITH
CCM FL500 HELMET

[FM500]
500
FACEMASK

SIZES SR S, M, L \$
COLOR GUNMETAL

WIRES **THIN FLAT WIRES** Thin alloy bars designed to provide maximum visibility and reduce weight.

CHIN CUP **MULTI DENSITY FOAM CHIN CUP** Designed to provide high-levels of comfort, sweat management, and protection.





ACCESSORIES	STYLE CODE	DESCRIPTION / COLOR	COMPATIBILITY	QUANTITY
FRONT POSTS	ACCHTPA	Helmet Front/Temple Post A	HTXCU HTSPTX HT710 HT310 HT210 FL500	20
	ACCHTPB	Helmet Front Post B	HT910	20
	ACCHTPC	Helmet Front Post C	HT70	20
	ACCHTPD	Helmet Front Post D	HTMSPRT	20
TEMPLE POSTS	ACCHTPA	Helmet Front/Temple Post A	HTXCU HTSPTX HT910 HT710 HT310 HT210 FL500	20
	ACCHTPE	Helmet Temple Post E	HT70	20
	ACCHTPF	Helmet Temple Post F	HTMSPRT (helmet)	20
	ACCHTPG	Helmet Temple Post G	HTMSPRT (combo)	20
REAR POSTS	ACCHTPH	Helmet Rear Post H	HTXCU HTSPTX	20
	ACCHTPI	Helmet Rear Post I	HT910	20
	ACCHTPJ	Helmet Rear Post J	HT710 HT310 HT210 HT70 HTMSPRT	20
	ACCHTPK	Helmet Rear Post K	FL500	20
CHINSTRAPS + EARLOOPS	ACCTKXE	Helmet Personalization Kit: front logo plate, side logo stickers, earloops with color inserts, white chinstrap. COLORS: Red, Royal, Orange, Kelly Green, Sunflower	HTXCU HTSPTX HT910 (Except side logos)	1
	ACCHTSLA	Helmet Chinstrap + Earloops A - Choice of Black or White	HT910	10
	ACCHTSLB	Helmet Chinstrap + Earloops B - Choice of Black or White	HT710 HT310 HT210	10
	ACCHTSLC	Helmet Chinstrap + Earloops C - Choice of Black or White	HT70	10
	ACCHTSLD	Helmet Chinstrap + Earloops D - Choice of Black or White	HTMSPRT	10
EARCOVERS	ACCHTECA	Helmet Earcovers A - Available in S or M/L	HTXCU HTSPTX HT910	5 pairs
	ACCHTECB	Helmet Earcovers B	HT710 HT310 HT210	5 pairs
	ACCHTECC	Helmet Earcovers C	FL500	5 pairs
REAR SNAP BUTTON	ACCHTRSA	Rear Snap button A	HTXCU HTSPTX HT710 HT310 HT210 FL500 HT70 HTMSPRT	20
J CLIPS + SCREWS	ACCJCLIPA	J Clips + Screws A	FM70 (SR) HTMSPRT	20
	ACCJCLIPB	J Clips + Screws B	FM70 (YT/JR)	20
	ACCJC1	J Clips + Screws C	FM780 FM580 FM500 FV1	20
TOP CLIPS + SCREWS	ACCTCA	Top Clips + Screws A	HTMSPRT	20 (10 pairs)
	ACCTCB	Top Clips + Screws B	FM70 (SR)	20 (10 pairs)
	ACCTCC	Top Clips + Screws C	FM70 (YT/JR)	20 (10 pairs)
	ACCTCD	Top Clips + Screws D	FM780 FM580 FM500	20 (10 pairs)
	ACCTCE	Top Clips + Screws E	FV1	20 (10 pairs)
HELMET SCREWS	ACCHTSA	Helmet Screw A (short) 5.8mm length	HTXCU HTSPTX HT710 HT310 HT210 FL500 HT70 HTMSPRT	20
CAGE SCREWS	ACCHTSB	Cage Screw B (medium) 7.2mm length	FM70	20
	ACCHTSC	Cage Screw C (long) 8.9 mm length	FM780 FM580 FM500	20
	ACCHTSD	Cage Screw D (very long) 13.5 mm length	FV1	20
	VISOR SPACER + SCREWS	ACCVSA	Spacer Kit 1: 4 screws (2 long, 2 short), 2 spacers, 2 dual T-nuts	VR14
ACCVRPRO		Spacer Kit 2: 4 screws (2 long, 2 short), 2 spacers, 2 dual T-nuts	VRPRO	5 pairs
GOGGLE STRAP RETAINER	ACCHTGOG	Goggle Strap Retainer	HTMSPRT	5
CAGE BUCKLE	ACCFMCLIPA	Cage Buckle Clip A	FM780 FM580 FM500 FM70 HTMSPRT FV1	20

CUSTOM GLOVES



[HG4PC]
CUSTOM 4ROLL
GLOVES

BASED OFF OF THE CLASSIC 4ROLL GLOVE WITH AN OPEN SEGMENTED CUFF AND PE INSERTS. THE FINGERS/BACKHAND HAVE BEEN UPGRADED TO INCLUDE PE INSERTS + HD FOAM + PE FOAM. COMES WITH A PRO NASH PALM WITH KEVLAR REINFORCEMENT FOR ADDED DURABILITY.

SIZES	SR	13", 14", 15"
	JR	10", 11", 12"

MINIMUM - 12 PER ORDER (TOTAL ACROSS ALL SIZES)



[HG95C] **NEW**
CUSTOM HG95C
GLOVES

SIZES	SR	13", 14", 15"
	JR	10", 11", 12"

CONSTRUCTION	MAX PROTECTION ASD (ANATOMICAL SHIELD DESIGN) GLOVES WITH PRO-APPROVED POLYESTER FOR AN ELITE-LEVEL PROTECTION, BASED ON THE NEW 2022 RETAIL MODEL HG AS-V
FIT	ROOMY YET ANATOMICAL FIT PROVIDES GREAT RANGE OF MOTION AND GAME-READY FEEL
FINGERS	DUAL-DENSITY FOAM WITH PE INSERTS AND 3-PIECE INDEX FOR OPTIMAL DEXTERITY
BACKHAND	INTEGRATED PRO-STYLE IMPACT PROTECTION PLATE WITH D30 SMART MATERIAL
CUFF	FLEXMOTION SEGMENTED OPEN CUFF PROVIDES INCREASED MOBILITY FOR QUICK HANDS
PALM	NEW AX SUEDE BASE FOR INSTANT AND LONG-TERM COMFORT + KEVLAR REINFORCEMENT FOR ADDED DURABILITY
LINER	RICH SUBLIMATED LINING INSIDE CUFF WITH POLYGIENE + ODOR CRUNCH DUAL ANTIBACTERIAL TREATMENTS, ALSO APPLIED TO SOFT BACKHAND LINER
THUMB	PRO FLEX THUMB (FROM 11") FOR ADDED MOBILITY AND A GREAT GRIP ON YOUR STICK, WITH LARGER AREA FOR CUSTOM EMBROIDERY



MINIMUM - 12 PER ORDER (TOTAL ACROSS ALL SIZES)



[HG85C] **NEW**
CUSTOM HG85C
GLOVES

SIZES	SR	13", 14", 15"
	JR	10", 11", 12"
	YT	8", 9"

CONSTRUCTION	COMPETITIVE LEVEL ASD (ANATOMICAL SHIELD DESIGN) GLOVES WITH LIGHT-WEIGHT POLYESTER, INSPIRED BY NEW RETAIL MODEL HG AS 580
FIT	ROOMY YET ANATOMICAL FIT PROVIDES GREAT RANGE OF MOTION AND GAME-READY FEEL
FINGERS	DUAL-DENSITY FOAM WITH PE INSERTS AND 2-PIECE INDEX FOR ENHANCED DEXTERITY
CUFF	FLEXMOTION SEGMENTED OPEN CUFF PROVIDES INCREASED MOBILITY FOR QUICK HANDS
PALM	TRADITIONAL NASH PALM + NASH REINFORCEMENT FOR AN ENHANCED FEEL FOR YOUR STICK, PLUS SUPERIOR DURABILITY AND COMFORT
LINER	RICH SUBLIMATED LINING AND SOFT PU CUSHION FOAM PROVIDE COMFORT ALL GAME LONG
THUMB	PRO FLEX THUMB (SR ONLY) FOR ADDED MOBILITY AND A GREAT GRIP ON YOUR STICK, WITH LARGER AREA FOR CUSTOM EMBROIDERY



MINIMUM - 12 PER ORDER (TOTAL ACROSS ALL SIZES)



- NO COLOR LIMIT
- LIMITED DETAIL DUE TO AVAILABLE SPACE



- EMBROIDERY ONLY
- WHITE ONLY
- 15 CHARACTER MAX


CUSTOMIZABLE GLOVE ZONES



CUFF ROLL LOGO
CCM
EMBROIDERY

CCM LOGO ON CUFF ROLL
FILL COLOR E1

CCM LOGO ON CUFF ROLL
OUTLINE COLOR E2



CUSTOMIZABLE GLOVE ZONES



CUFF ROLL LOGO
CCM
EMBROIDERY

CCM LOGO ON CUFF ROLL
FILL COLOR E1

CCM LOGO ON CUFF ROLL
OUTLINE COLOR E2



CUSTOMIZABLE GLOVE ZONES



CUFF ROLL LOGO
CCM
EMBROIDERY

CCM LOGO ON CUFF ROLL
FILL COLOR E1

CCM LOGO ON CUFF ROLL
OUTLINE COLOR E2



- NO COLOR LIMIT
- LIMITED DETAIL DUE TO AVAILABLE SPACE



- EMBROIDERY ONLY
- WHITE ONLY
- 15 CHARACTER MAX

STANDARD CCM GLOVE COLORS



BLACK

WHITE



RED
186C

NAVY
282C



ROYAL 58
287C

ROYAL 08
281C



YELLOW
109C

ANTIQUE GOLD
4515C



SKY BLUE
292C

PHOENIX RED
202C



STORM GREY
431C

SILVER
429C




DARK GREEN
3435C

KELLY GREEN
356C



SUN FLOWER
1235C

PURPLE
267C



BEIGE
468C

BROWN
440C



ORANGE
166C

MAROON
490C



PURE GOLD (VGK)
1255C**

TEAL
315C*



BRIGHT GREEN
375C*

CAPITAL BLUE
647C*



ICE BLUE
324C*

* AVAILABLE ONLY FOR ZONES E1/E2
** NOT AVAILABLE FOR ZONE C

TACKS AS-V PRO GLOVES

WHEN YOU LOOK GOOD, YOU FEEL GOOD AND WHEN YOU FEEL GOOD, YOU PLAY GOOD - INTRODUCING THE ALL-NEW TACKS PROTECTIVE LINE. DESIGNED TO OFFER MAX PROTECTION WHILE ENHANCING MOBILITY. PLAYERS WILL FEEL STRONG, CONFIDENT AND READY TO GRIND GAME AFTER GAME

ANATOMICAL SHIELD DESIGN

THE NEW TACKS GLOVES ARE GAME CHANGERS. THE ALL-NEW CONSTRUCTION PROVIDES A GAME READY FEEL, SUPERIOR BREATHABILITY, AND UPDATED FIT. WHEN THE OPPONENTS CHIRP, YOU'LL LET YOUR HANDS DO THE TALKING.

TECH 001

PROTECTION

INTEGRATED PRO-INSPIRED BACKPLATE GIVES PLAYERS THE CONFIDENCE TO BATTLE IT OUT ALL GAME LONG.

TECH 002

COMFORT

VENTILATED BACKHAND WITH NEST TECH PAD HELPS KEEP YOUR HANDS COOL AND HELPS GLOVES DRY FASTER BETWEEN GAMES. REFINED CLASSIC FIT WITH A SHORTER FLEXMOTION CUFF TO KEEP YOUR SILKY MITTS MOVING QUICK.

**NEST
TECH** 

TECH 003

DURABILITY

RESILIENT PREMIUM MATERIALS + ENHANCED ANTIBACTERIAL TREATMENT WILL NOT ONLY KEEP YOUR GLOVES FRESH BUT WILL KEEP YOU DANGLING SHIFT AFTER SHIFT.





[HGAS5PRO] **NEW**
TACKS AS-V PRO
GLOVES



SIZES	SR	13", 14", 15"	\$
	JR	11", 12"	\$



CONSTRUCTION	MAX PROTECTION ASD (ANATOMICAL SHIELD DESIGN) WITH PRO APPROVED POLYESTER + PU LEATHER Pro-level protection in a highly mobile and roomy design paired with great tech to keep your hands comfortable and ready for whatever the game brings.
LINER	POLYGIENE + ODOR CRUNCH TREATED LINERS AND COMFORT FOAMS Soft and comfortable foam with enhanced antibacterial and odor fighting treatments to help keep your gloves feeling fresh.
FINGERS	DUAL LAYER WITH PREMIUM HIGH DENSITY PE FOAM + PE PLASTIC INSERTS + NASH FINGERTIPS + 3 PIECE INDEX Pro-level protection with construction that allows for optimal freedom of movement, dexterity and durability.
BACKHAND	VENTILATED NEST TECH BASE + INTEGRATED IMPACT PROTECTION PLATE WITH D3O® (BACKPLATE & KNUCKLES) Pro Level impact protection + Vent-Tech breathability allows for better air flow helping your hands stay cool and protected in a lightweight sleek pro-inspired look.
THUMB	PRO FLEXTHUMB (FROM SIZE 11") 2-piece flexible thumb delivers better mobility and an incredible grip on your stick.
PALM	POLYGIENE + ODOR CRUNCH TREATED DURA-PALM PRO SUBLIMATED AX SUEDE + REINFORCEMENT Pro-feel AX Suede palm and reinforcement with antibacterial and odor-fighting treatments help keep hands comfortable and fresh with a durable grip.
CUFF	FLEXMOTION SEGMENTED OPEN CUFF Shorter open anatomical cuff allows for great freedom of movement while staying protected. SUBLIMATED LINER INSIDE CUFF Superior quality liner that feels great from start to finish.

COLORS



[HGAS5] **NEW**
TACKS AS-V
GLOVES



SIZES	SR	13", 14", 15"	\$
	JR	10", 11", 12"	\$



CONSTRUCTION	MAX PROTECTION ASD (ANATOMICAL SHIELD DESIGN) WITH PRO APPROVED POLYESTER + PU LEATHER Elite-level protection in a highly mobile and roomy design to keep your hands comfortable and ready for whatever the game brings.
LINER	POLYGIENE + ODOR CRUNCH TREATED LINERS AND COMFORT FOAMS Soft and comfortable foam with enhanced antibacterial and odor fighting treatments to help keep your gloves feeling fresh.
FINGERS	DUAL LAYER WITH HIGH DENSITY EVA FOAM + PE PLASTIC INSERTS + 3 PIECE INDEX Elite-level protection construction that allows for great freedom of movement, great dexterity and durability.
BACKHAND	VENT-TECH BASE + INTEGRATED IMPACT PROTECTION PLATE WITH D3O® (BACKPLATE & KNUCKLES) Elite-Level impact protection + ventilated base allows for better air flow helping your hands stay cool and protected while showing off a pro-inspired look.
THUMB	PRO FLEXTHUMB (FROM SIZE 11") 2-piece flexible thumb delivers better mobility and an incredible grip on your stick.
PALM	POLYGIENE + ODOR CRUNCH TREATED DURA-PALM SUBLIMATED AX SUEDE + KEVLAR REINFORCEMENT Pro-feel AX Suede palm with highly resistant Kevlar reinforcement, plus antibacterial and odor-fighting treatments to increase durability and freshness.
CUFF	FLEXMOTION SEGMENTED OPEN CUFF Shorter open anatomical cuff allows for great freedom of movement while staying protected. SUBLIMATED LINER INSIDE CUFF Superior quality liner that feels great from start to finish.





NEST
TECH



[HGAS580] **NEW**
TACKS AS 580
GLOVES



SIZES SR 13", 14", 15" \$
JR 10", 11", 12" \$



[HG4RP2]
TACKS 4R PRO²
GLOVES



SIZES SR 13", 14", 15" \$
JR 10", 11", 12" \$



[HG4PROTEAM]
TACKS 4R PRO TEAM
GLOVES

SIZES SR 13", 14", 15" \$
JR 10", 11", 12" \$

CONSTRUCTION COMPETITIVE LEVEL ASD (ANATOMICAL SHIELD DESIGN) WITH LIGHTWEIGHT POLYESTER
Competitive-level construction with high quality materials and great mobility built in.

CONSTRUCTION PRO-APPROVED POLYESTER + PU LEATHER
Maximize durability with a classic look.

CONSTRUCTION PRO-SELECTED POLYESTER
Maximize fit and comfort.

LINER LAMINATED LINER WITH PU CUSHION FOAM
Soft and comfortable game-ready feel.

LINER POLYGIENE® TREATED LINER
Soft, comfortable and treated with anti-microbial Polygiene® to help control odor-causing bacteria.

FINGERS / BACKHAND VENTED DUAL DENSITY FOAM WITH PE INSERTS
High level of protection and air flow to keep from overheating.

FINGERS DUAL-DENSITY FOAM WITH PE INSERTS + 3 PIECE INDEX
Top caliber protection with construction that allows for enhanced freedom of movement and dexterity.

FINGERS / BACKHAND DUAL DENSITY FOAM WITH PE INSERTS + D3O® SMART MATERIAL BACKHAND
Pro-level protection and shock absorbency around the entire hand with added D3O® Smart Material on the backhand.

THUMB FLEXIBLE THUMB - SR ONLY
Increases mobility for a better grip on the stick.

BACKHAND INTEGRATED IMPACT PROTECTION PLATE + D3O® IN KNUCKLES
Competitive-level impact protection in a pro-inspired look.

THUMB PRO FLEXTUMB - SR ONLY
Two-piece thumb delivers better mobility and an incredible grip on your stick.

PALM DURABLE NASH PALM WITH REINFORCEMENT
Durable and soft to help improve stick handling.

THUMB PRO FLEXTUMB (SR)
2-piece flexible thumb delivers better mobility and an incredible grip on your stick.

PALM NASH PALM WITH NASH REINFORCEMENT
An enhanced feel for your stick, plus superior durability and comfort.

CUFF OPEN, SEGMENTED CUFF WITH PE INSERTS
Enhances freedom of movement and protection.

PALM NASH PALM WITH NASH REINFORCEMENT
An enhanced feel for your stick, plus superior durability and comfort.

CUFF SEGMENTED FLEXCUFF WITH PE INSERTS
Open segmented cuff for major freedom of movement, flexibility and protection.

COLORS



RYRW NVRW MAWH DGWH
COLORWAYS ONLY AVAILABLE WITH VENT SYSTEM (ONLY IN 2022)

CUFF FLEXMOTION SEGMENTED OPEN CUFF
Shorter open anatomical cuff allows for great freedom of movement while staying protected.

COLORS



BKBK NVNV BKRW



COLORS



BKWH RDRD RYRY
SR ONLY



BKOR NVSF BKSF



[HGFT4PRO]
JETSPEED FT4PRO
GLOVES



SIZES	SR	13", 14", 15"	\$
	JR	11", 12"	\$

CONSTRUCTION	PRO-APPROVED POLYESTER + SYNTHETIC LEATHER + LIGHTWEIGHT PROTECTIVE FOAM	Lightweight and optimized for an elite-level of play, with a new back roll design that follows a perfectly anatomical shape.
LINER	POLYGIENE® TREATED LAMINATED LINER WITH PU CUSHION FOAM	Soft and comfortable from the start, this liner is treated with anti-microbial polygiene® to help control odor-causing bacteria.
FINGERS / BACKHAND	PREMIUM ZOTEFOAM® + HIGH DENSITY PE FOAM + PE INSERTS	Offering the best protection-to-weight ratio: extremely lightweight construction with pro-level protection, and three-piece index for max dexterity.
THUMB	PRO FLEXTHUMB (FROM SIZE 11")	2-Piece thumb delivers better mobility and an incredible grip on your stick.
PALM	PRO CLARINO® PALM + PRO CLARINO REINFORCEMENT	Seamless palm-to-cuff transition inside & out for ultimate comfort, combined with a pro feel palm providing an optimal interaction with your stick.
CUFF	SHORT PRE-ANGLED OPEN FLEXCUFF	Allows for unrestricted wrist movements, flexibility and protection.

COLORS



[HGFT4]
JETSPEED FT4
GLOVES



SIZES	SR	13", 14", 15"	\$
	JR	10", 11", 12"	\$

CONSTRUCTION	PRO-APPROVED POLYESTER	Durable, lightweight construction built from superior materials with a new back roll design that follows a perfectly anatomical shape, ideal for an elite or competitive-level player.
LINER	POLYGIENE® TREATED LAMINATED LINER WITH PU CUSHION FOAM	Soft and comfortable from the start, this liner is treated with anti-microbial Polygiene® to help control odor-causing bacteria.
FINGERS / BACKHAND	PRO-LEVEL HD/PE FOAM + PE INSERTS	Lightweight construction yet high-level protection and three-piece index for maximum dexterity.
THUMB	PRO FLEXTHUMB (FROM SIZE 11")	2-piece thumb delivers better mobility and an incredible grip on your stick.
PALM	PRO CLARINO® PALM + HIGH ABRASION REINFORCEMENT	Soft feel seamless palm-to-cuff transition inside & out, combined with a pro feel palm allowing ultimate stickhandling with high-caliber durability.
CUFF	SHORT PRE-ANGLED OPEN CUFF	Enhanced range of wrist movements and protection

COLORS





[HG485]
JETSPEED FT485
 GLOVES

SIZES	SR	13", 14", 15"	\$
	JR	11", 12"	\$

CONSTRUCTION	PRO-QUALITY MESH + LIGHTWEIGHT POLYESTER	Lightweight and incredibly durable, in a simpler, more anatomical back roll design ideal for competitive play.
LINER	LAMINATED LINER WITH PU CUSHION FOAM	Soft feel from the start.
FINGERS/BACKHAND	PE FOAM + PE INSERTS	Premium foam and inserts deliver lightweight, top-notch protection.
THUMB	PRO FLEXTUMB (SR)	Increased mobility for a better grip.
PALM	SOFT NASH® PALM WITH EMBOSSED ABRASION REINFORCEMENT	Soft feel and enhanced durability.
CUFF	SHORT PRE-ANGLED ONE-PIECE OPEN CUFF	Unrestricted wrist movement, plus augmented flexibility and protection.

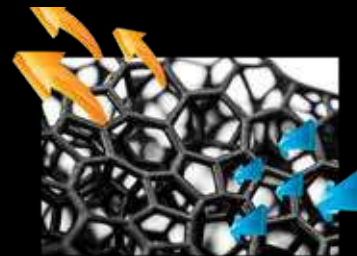


**NEST
 TECH**

NEST TECH TECHNOLOGY

3D PRINTED PADDING ENGINEERED WITH OPTIMIZED GEOMETRIES OFFERS:

- Elite level of protection
- Unmatched breathability to help keep you cool and your performance at its peak
- Added ventilation to help your gear dry faster




WHAT IS D30®

D30® uses a combination of patented, patent-pending and proprietary technologies to make rate sensitive, soft, flexible materials with high shock absorbing properties. It offers the thinnest and most advanced protection against impact. D30® materials are made using a combination of advanced polymer chemistry and cutting-edge design. The materials are soft and flexible, with no compromise on comfort, but react differently when force is applied. D30® absorbs and dissipates energy during an impact, reducing the amount of force transmitted to your body compared to standard foams.



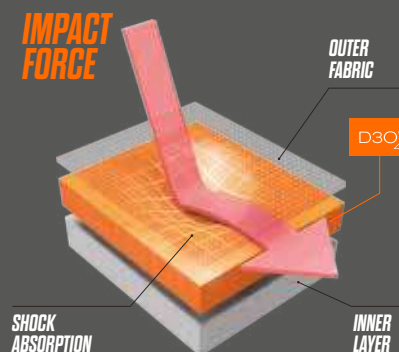
HOW D30® TECHNOLOGIES WORK



HOW D30® MATERIALS WORK

D30® has a unique molecular structure; in standard conditions, the molecules flow freely allowing the material to remain soft and flexible, but on impact, they lock together to absorb and dissipate the impact energy and reduce the transmitted force. The molecules instantly return to their flexible state. D30® is strain-rate sensitive, which means the stronger the impact, the more the molecules react, providing great protection.

CCM uses D30® Smart Material in key areas that require the highest degree of protection and comfort due to its many excellent properties. D30® materials allow CCM products to remain lightweight and manage various types of impacts often experienced in hockey.



PROTECTED BY
D30®

CUSTOM PANTS / SHELLS



[HP95C] **NEW**
CUSTOM HP95C
 PANTS

SIZES	SR	S, M, L, XL, 2XL
	JR	S, M, L

CONSTRUCTION	KEEPING THE POPULAR FEATURES OF THE PREVIOUS CUSTOM PANTS MODEL HP65C WITH SOME UPDATED FEATURES
ADJUSTMENT	INTERNAL BELT WITH WRAPAROUND LOWER BACK PROTECTION + 1" LENGTH ADJUSTMENT ZIPPER
KIDNEY	MOLDED PE CAP + SUBLIMATED COMFORT LINER + EMBROIDERED CCM LOGO
HIP	JDP HIP CAPS HELP DISTRIBUTE IMPACT ENERGY AWAY FROM THE JOINTS
BACK PROTECTION	REDESIGNED HD FLOATING SPINE GUARD + D3O® SMART MATERIAL IMPACT PROTECTION
THIGH GUARDS	MOLDED PE PLASTIC CAP + PE FOAM FOR ELITE-LEVEL PROTECTION
SHELL	PREMIUM 400D NYLON WITH HIGH ABRASION RESISTANT SIDE PANELS + INNER LEG ZIPPER + STRETCH PANELS WHERE NEEDED TO HELP MOBILITY



[HP85C] **NEW**
CUSTOM HP85C
 PANTS

SIZES	SR	S, M, L, XL, 2XL
	JR	S, M, L
	YT	S, M, L

CONSTRUCTION	KEEPING THE POPULAR FEATURES OF THE PREVIOUS CUSTOM PANTS MODEL HP45C WITH SOME UPDATED FEATURES
ADJUSTMENT	EXTERNAL BELT SYSTEM + 1" LENGTH ADJUSTMENT ZIPPER
KIDNEY	MOLDED PE CAP + SUBLIMATED COMFORT LINER
HIP	JDP HIP CAPS HELP DISTRIBUTE IMPACT ENERGY AWAY FROM THE JOINTS
BACK PROTECTION	REDESIGNED HD FLOATING SPINE GUARD
THIGH GUARDS	MOLDED PE PLASTIC CAP + PE FOAM FOR ELITE-LEVEL PROTECTION
SHELL	PREMIUM 400D NYLON WITH HIGH ABRASION RESISTANT SIDE PANELS + INNER LEG ZIPPER + STRETCH PANELS WHERE NEEDED TO HELP MOBILITY



NEW

[PP25C] [PP25WC] [PP25GC]
CUSTOM PP25C
 PANT SHELL

SIZES	* SR	S, M, L, XL, 2XL
	* WM	S, M, L, XL
	* JR	S, M, L
	* YT	S, M, L
	** GOALIE	S/M, L/XL

CONSTRUCTION	PRO 400D + REINFORCEMENT High quality material made with more stretch for durability, comfort and mobility
ADJUSTMENT	ADJUSTABLE LENGTH For a customizable fit that will cover even the + 1" extended pants

* FITS OVER MOST HOCKEY PANTS
 ** FITS OVER MOST HOCKEY GOALIE PANTS



LOGO INFO

- NO COLOR LIMITATION
- LIMITED SIZE BASED ON AVAILABLE SPACE TO EMBROIDER
- YOU MUST SPECIFY THE LOGO WIDTH WHEN PLACING YOUR ORDER ON OUR CUSTOMIZER AND WE WILL ENSURE THE HEIGHT IS PROPORTIONAL

CCM LOGO ON THIGH

- COLOR OPTIONS - SAME AS STANDARD CCM BASE AND STRIPE COLOR

STRIPING OPTIONS



** LIMITED COLORS AVAILABLE
 WHITE/ BLACK • WHITE/ RED • WHITE/ ROYAL BLUE
 WHITE/ NAVY • WHITE/ SUNFLOWER • WHITE/ ORANGE

MINIMUMS

PLAYER PANTS / SHELLS - 12 UNITS (TOTAL ACROSS ALL SIZES)


GOALIE SHELLS - 2 UNITS (MUST BE ORDERED AT THE SAME TIME AS PLAYER PANTS / SHELLS)

STANDARD CCM PANT COLORS

BASE AND STRIPES



BLACK



WHITE



RED
186C



NAVY
282C



ROYAL 58
287C




ROYAL 08
281C



YELLOW
109C



ANTIQUE GOLD
4515C



SKY BLUE
292C



PHOENIX RED
202C




DARK GREEN
3435C




KELLY GREEN
356C




SUN FLOWER
1235C



PURPLE
267C



BEIGE
468C




BROWN
440C



ORANGE
166C



MAROON
490C



SILVER
429C

TACKS AS-V PRO PANTS



ENGINEERED BY THE BEST IN THE BUSINESS, THE ALL-NEW TACKS LINE IS BUILT FOR BATTLE. DESIGNED TO OFFER MAX PROTECTION WHILE ENHANCING MOBILITY. PLAYERS WILL FEEL STRONG, CONFIDENT AND READY TO GRIND GAME AFTER GAME.



ANATOMICAL SHIELD DESIGN

DRIVEN BY CCM'S NEW ANATOMICAL SHIELD DESIGN, THESE PANTS WILL HAVE YOU WRAPPED IN PROTECTION AND FEELING SLICK WHILE YOU BLOW PAST THE OPPONENTS. SLIP INTO THESE PANTS AND YOU WILL FEEL READY TO SACRIFICE IT ALL FOR THE GLORY OF THE TEAM.

TECH 001

PROTECTION

NEW ANATOMICAL SHIELD DESIGN PROVIDES THE ULTIMATE WRAPPED PROTECTION WITHOUT HINDERING YOUR POWERFUL STRIDES.

TECH 002

COMFORT

REDESIGNED FIT, SEAMLESS INTERACTION THROUGHOUT YOUR GEAR AND ADJUSTABLE SPECS PROVIDE COMFORT SO YOU CAN FOCUS ON PLAYING THE GAME.

TECH 003

DURABILITY

PREMIUM MATERIALS GIVE YOU CONFIDENCE TO PLAY HARD WITHOUT WORRYING ABOUT WEARING YOUR EQUIPMENT DOWN.



[HPAS5PRO] **NEW**
TACKS AS-V PRO
 PANTS





SIZES	SR	S, M, L, XL	\$
	JR	M, L	\$



[HPAS5] **NEW**
TACKS AS-V
 PANTS



SIZES	SR	S, M, L, XL	\$
	JR	S, M, L	\$

CONSTRUCTION	<p>MAX COVERAGE ASD (ANATOMICAL SHIELD DESIGN) FLEXMOTION WRAPAROUND PROTECTION New ASD construction is engineered to offer the highest quality protection, coupled with Flexmotion technology for the best fit and comfort in this classic fit hockey pant.</p>	CONSTRUCTION	<p>MAX COVERAGE ASD (ANATOMICAL SHIELD DESIGN) New ASD construction is engineered to offer an elite-level of protection and comfort all in a classic fit.</p>
ADJUSTMENT	<p>INTEGRATED BELT + STABILIZED BELLY PAD + 1" ZIPPER Adjustable built-in belt locks pants in place during play, while the protective belly pad offers more coverage and stays where it should. The practical hidden +1" length extension is great for growth spurts or taller players.</p>	ADJUSTMENT	<p>INTERNAL BELT + STABILIZED BELLY PAD + 1" ZIPPER Adjustable inner belt keeps pants in place, while the enhanced coverage protective belly pad also stays where it should. The practical hidden +1" length extension is great for growing players.</p>
KIDNEY	<p>MOLDED PE CAP + SUBLIMATED COMFORT LINER Elite-level impact protection with maximum comfort.</p>	KIDNEY	<p>MOLDED PE CAP + SUBLIMATED COMFORT LINER Elite-level impact protection with maximum comfort.</p>
HIP	<p>JDP HIP CAPS WITH D30® AERO Pro-level hip cap reinforced with D30® Aero Smart Material disperses impact force away from hip joints while the unique segmented Flexmotion hip pad design increases mobility.</p>	HIP	<p>JDP HIP CAPS WITH D30® LITE Elite-level hip cap disperses impact force away from hip joint with D30® Lite to help absorb impact and shock.</p>
BACK PROTECTION	<p>EXPOSED HD FOAM SPINE WITH D30® AERO + SEAMLESS TRANSITION TO TAILPAD Spine protection powered by D30® AERO offers an elite-level reliable shield while redesigned Flexmotion wraparound interior leaves no protection gaps, keeping hip & tail pads connected for optimal comfort.</p>	BACK PROTECTION	<p>EXPOSED FOAM SPINE WITH D30® LITE + SEAMLESS TRANSITION TO TAILPAD Spine protection powered by D30® AERO offers elite-level protection while tailpad flows seamlessly inside for optimal comfort.</p>
THIGH GUARDS	<p>FLOATING MOLDED HD FOAM CAP + PE FOAM Pro-level protection with a floating thigh guard allowing for custom embroidery.</p>	THIGH GUARDS	<p>FLOATING MOLDED PE PLASTIC CAP + PE FOAM Elite-level protection with a floating thigh guard allowing for custom embroidery.</p>
SHELL	<p>PRO CUT WITH PREMIUM 400D NYLON WITH HIGH ABRASION RESISTANT SIDE PANELS, BELT AND KIDNEYS + INNER LEG ZIPPER Made of premium Nylon reinforced in all the important areas, with new features like a pro cut -1" length in back of the legs and repositioned inner leg zipper to reduce friction during cross-overs, for overall improved durability.</p>	SHELL	<p>PRO CUT WITH PREMIUM 400D NYLON WITH HIGH ABRASION RESISTANT SIDE PANELS, BELT + INNER LEG ZIPPER Made of premium Nylon with reinforced sides, including new features like a pro cut -1" length in back of the legs and repositioned inner leg zipper to reduce friction during cross-overs, for overall improved durability.</p>
COLORS	<p>  BLACK NAVY </p>	COLORS	<p>  BLACK NAVY </p>



[HPAS580] **NEW**
TACKS AS 580
 PANTS

SIZES SR S, M, L, XL, 2XL \$
 JR S, M, L \$



[HP95T]
TACKS 95T TEAM
 PANTS

SIZES SR S, M, L, XL, 2XL \$
 JR S, M, L \$



CONSTRUCTION **MAX COVERAGE ASD (ANATOMICAL SHIELD DESIGN)**
 New ASD construction is engineered to offer the highest quality protection.

CONSTRUCTION **KEEPING THE POPULAR FEATURES OF THE PREVIOUS CUSTOM PANTS MODEL HP65C WITH SOME UPDATED FEATURES**

ADJUSTMENT **INTERNAL BELT + 1" ZIPPER**
 The inner belt allows you to find your perfect fit and keep the pants in place during play while an extra 1" extension means these pants can grow with the player.

ADJUSTMENT **INTERNAL BELT WITH WRAPAROUND LOWER BACK PROTECTION + 1" LENGTH ADJUSTMENT ZIPPER**

KIDNEY **MOLDED PE CAP + SUBLIMATED COMFORT LINER**
 Trustworthy impact protection with maximum comfort.

KIDNEY **MOLDED PE CAP + SUBLIMATED COMFORT LINER + EMBROIDERED CCM LOGO**

HIP **JDP HIP CAPS**
 Elite-level hip cap disperses impact force away from hip joint.

HIP **JDP HIP CAPS HELP DISTRIBUTE IMPACT ENERGY AWAY FROM THE JOINTS**

BACK PROTECTION **EXPOSED FOAM SPINE + SEAMLESS TRANSITION TO TAILPAD**
 Competitive-level spine protection and enhanced comfort tailpad that flows into the pants seamlessly.

BACK PROTECTION **REDESIGNED HD FLOATING SPINE GUARD + D30® SMART MATERIAL IMPACT PROTECTION**

THIGH GUARDS **FLOATING MOLDED PE PLASTIC CAP + PE FOAM**
 Reliable protection with a floating thigh guard so pant legs can be custom embroidered.

THIGH GUARDS **MOLDED PE PLASTIC CAP + PE FOAM FOR ELITE-LEVEL PROTECTION**

SHELL **PREMIUM 400D NYLON WITH HIGH ABRASION RESISTANT SIDE PANELS + INNER LEG ZIPPER**
 Premium Nylon for maximum durability.

SHELL **PREMIUM 400D NYLON WITH HIGH ABRASION RESISTANT SIDE PANELS + INNER LEG ZIPPER + STRETCH PANELS WHERE NEEDED TO HELP MOBILITY**

COLORS



COLORS





COLORS



BLACK



NAVY
NOT OFFERED
IN SR - XL

[HPFT4PRO]

JETSPEED FT4 PRO PANTS

SIZES SR S, M, L, XL \$
JR M, L \$

CONSTRUCTION	400D + TEXTURED 400D SIDE PANEL REINFORCEMENT + TEXTURED POLYESTER	Tapered profile for a connected feel, in a reduced weight yet durable and flexible design, ideal for a fast-moving elite player.
ADJUSTMENT	EASY FIT WITH BUILT-IN INTERNAL ANTI-TWIST BELT SYSTEM + 1" ZIPPER	Wide front E-FIT opening with stretchy functional panels for a seamless adjustment and vast range of movement. Features an integrated wider durable belt that will not twist and hidden +1" length adjusting zipper.
LINER	DRYFOAM TECHNOLOGY WITH SOFT LAMINATED WATER REPELLENT LINING	Soft laminated liner absorbs less sweat so you can stay dry and keep your equipment lightweight
HIP / KIDNEY	MOLDED PE CAPS WITH VENTED FOAM BASE	Pro-level impact protection with added ventilation
BACK PROTECTION	FLOATING SPINE PROTECTOR + NEW INJECTION-MOLDED HYBRID SPINE SHIELD WITH HD FOAM	Maximum impact spine protection and segmented tailbone pad for pro-level mobility.
THIGH GUARDS	LIGHTWEIGHT HD FOAM + LEG ZIPPER	Lightweight pro-level protection with floating thigh guards allowing custom embroidery, plus inner leg zipper to widen as needed.



COLORS



BLACK



NAVY



RED
NOT OFFERED
IN SR - XL

[HPFT4]

JETSPEED FT4 PANTS

SIZES SR S, M, L, XL \$
JR S, M, L - BLACK & NAVY ONLY \$

CONSTRUCTION	400D + TEXTURED 400D SIDE PANEL REINFORCEMENT + TEXTURED POLYESTER	Tapered profile for a connected feel, in a reduced weight yet durable and flexible design, ideal for that quick elite/competitive level of play.
ADJUSTMENT	EASY FIT WITH BUILT-IN INTERNAL BELT SYSTEM + 1" ZIPPER	Wide front E-FIT opening with stretchy functional panels for a seamless adjustment and great range of movement, plus integrated wider durable belt and hidden +1" length adjusting zipper for a custom fit and optimized comfort.
LINER	DRYFOAM TECHNOLOGY WITH SOFT LAMINATED WATER REPELLENT LINING	Soft laminated liner absorbs less sweat so you can stay dry and keep your equipment lightweight.
HIP / KIDNEY	MOLDED PE CAPS	Pro-level protection.
BACK PROTECTION	FLOATING SPINE PROTECTOR + NEW INJECTION-MOLDED HYBRID SPINE SHIELD	Superior impact spine protection and segmented tailbone pad for pro-level mobility.
THIGH GUARDS	LIGHTWEIGHT FOAM + MOLDED PE PLASTIC + LEG ZIPPER	High-level protection with inner zipper and floating thigh guards for custom embroidery.



COLORS



BLACK



NAVY



RED



ROYAL
NOT OFFERED
IN SR - XL

[HP485]

JETSPEED FT485 PANTS

SIZES SR S, M, L, XL \$
JR S, M, L \$

CONSTRUCTION	400D + TEXTURED 400D SIDE REINFORCEMENT + 200D + TEXTURED POLYESTER	Lightweight tapered fit with extra durability where it matters for the competitive player.
ADJUSTMENT	EASY FIT WITH INTERNAL BELT SYSTEM + 1" ZIPPER	Wide front E-FIT opening plus integrated wider durable belt for an easy custom fit plus hidden 1" length-adjusting zipper.
LINER	POLYESTER COMFORT LINER	Great comfort and durability.
HIP / KIDNEY	MOLDED PE CAPS	High-level impact protection.
BACK PROTECTION	NEW INJECTION-MOLDED HYBRID SPINE SHIELD	High-impact protection in lower back.
THIGH GUARDS	LIGHTWEIGHT FOAM + MOLDED PE PLASTIC + LEG ZIPPER	High-level protection plus inner leg zipper to widen as needed.



COLORS



BLACK



NAVY

[HP475]
JETSPEED FT475 PANTS

SIZES	SR	S, M, L, XL	\$
	JR	S, M, L	\$

CONSTRUCTION	400D + 200D + TEXTURED POLYESTER	New simpler shell design preserves the tailored ergonomic qualities of the high-end JETSPEED pants, for great mobility in a lighter durable construction suited to recreational play.
ADJUSTMENT	LACE FRONT AND EXTERNAL BELT SYSTEM + 1" ZIPPER	Traditional look that is both comfortable and easy to adjust plus hidden 1" length-adjusting zipper.
LINER	PU CUSHION FOAM LINER	Soft feel for extra comfort.
HIP / KIDNEY	MOLDED PE CAPS	High-level impact protection.
BACK PROTECTION	NEW INJECTION-MOLDED HYBRID SPINE SHIELD	Added impact protection in lower back.
THIGH GUARDS	MOLDED PE PLASTIC + PE FOAM	Good level of protection.



[PGJS]
JETSPEED GIRDLE

SIZES	SR	S, M, L, XL	\$
	JR	M, L	\$

CONSTRUCTION	PRO 400D NYLON WITH SIDE PANEL REINFORCEMENT	Sublimated liner with Dry Foam technology to keep the product lightweight.
ADJUSTMENT	ADJUSTABLE THIGH GUARD (LENGTH / WIDTH)	Easily customizable fit for an excellent level of comfort.
HIP / THIGH	PE MOLDED CAP + MID-DENSITY FOAM	Pro-level lightweight impact protection, plus JDP hip caps to disperse impact force away from the hip joint.
BACK PROTECTION	INJECTION-MOLDED HYBRID SPINE SHIELD WITH D3O® AND HD FOAM	Pro-level impact protection in the lower back with a segmented tailbone pad that molds to your body.

COMPATIBLE WITH PPJS SHELL, SOLD SEPARATELY



[PPJS]
JETSPEED GIRDLE SHELL

SIZES	SR	S, M, L, XL	\$
	JR	M, L	\$

CONSTRUCTION	PRO 400D NYLON WITH SIDE PANEL REINFORCEMENT	Reduced weight, optimized durability plus mesh panels for breathability and stretch panels for great mobility.
ADJUSTMENT	HIDDEN 1" ZIPPER + ADJUSTABLE LENGTH & INSIDE LEG ZIPPER	For a customizable fit.
PROTECTION	PADDED KIDNEY BELT OVER INTERNAL BELT	Low-profile belt for added protection and comfort.
COLORS	BLACK, NAVY	

OPTIMIZED FIT OVER PGJS GIRDLE WITH ATTACHMENTS TO SECURE IN PLACE FOR A SEAMLESS PRO LOOK



NEW
[PP25] [PP25G] • [PP25T] [PP25GT]
PANT SHELL

SIZES	* SR	S, M, L, XL, 2XL	\$
	* JR	S, M, L	\$
	** GOALIE	S/M, L/XL	\$

CONSTRUCTION	PRO 400D + REINFORCEMENT	High quality material made with more stretch for durability, comfort and mobility
ADJUSTMENT	ADJUSTABLE LENGTH	For a customizable fit that will cover even the + 1" extended pants
COLORS		
PP25 & PP25G ONLY OFFERED IN THESE COLORS		

* FITS OVER MOST HOCKEY PANTS

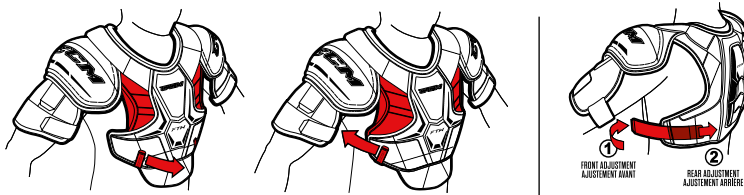
** FITS OVER MOST HOCKEY GOALIE PANTS

FOR HPFTW, SUGGEST TO SIZE DOWN 1 SIZE.



CUSTOMIZABILITY

JETSPEED FTW SHOULDER PADS FEATURE AN ADJUSTABLE STRAPPING SYSTEM FOR A TAILORED WRAPAROUND FIT, PLUS YOU CAN SHIFT YOUR COVERAGE. THE PANTS IN THIS COLLECTION ALSO COME WITH A HIDDEN +1" ZIPPER LENGTH ADJUSTMENT.



[SPFTW]

**JETSPEED FTW
WOMEN'S SHOULDER PADS**

SIZES WM S, M, L \$



CHEST	INNOVATIVE ADJUSTABLE CHEST PROTECTION	Made from premium molded foam, the adjustable chest panel is designed to conform and fit to all women's bodies - no matter what shape or size. Because reliable protection should be comfortable too.
BODY	COMFORT SIDE GUSSET + ADJUSTABLE TORSO STRAP SYSTEM	You can't always predict where the hits will land. That's why we added extra side coverage, an adjustable strap system for custom length and a removable belly pad.
CAPS	LOW-PROFILE MOLDED SHOULDER CAPS WITH D3O® SMART MATERIAL	Made from impact-absorbing D3O® Smart Material, these low-sitting lightweight caps deliver high-level protection built for a women's body shape, all without slowing you down.
CLAVICLE	FLOATING CLAVICLE PROTECTION	Must-have protection in a key impact area.
SPINE	ANATOMICAL MOLDED PE SPINE	Maximum protection for the back.
BICEP	HEIGHT-ADJUSTABLE FLOATING BICEPS	Elite low-profile protection that's comfortable and less restrictive.



[HPFTW]

**JETSPEED FTW
WOMEN'S PANTS**



SIZES WM S, M, L \$

CONSTRUCTION	BUILT TOUGH WITH STRETCH BACK PANEL	Made with a back panel that can stretch to any size, these lightweight pants provide comfortable protection from heavy hits.
ADJUSTMENT	STRETCH OPENING + INTERNAL BELT SYSTEM + HIDDEN 1" LENGTH-ADJUSTING ZIPPER	Easy on/off extendable opening with lace closure for a custom snug fit and unparalleled comfort.
BACK PROTECTION	LOW-PROFILE INJECTION-MOLDED HYBRID SPINE SHIELD WITH D3O® + SEGMENTED TAILBONE PAD	Pro-level impact protection in the lower back with a segmented tailbone pad that molds to the body.
LINER	DRYFOAM TECHNOLOGY WITH SOFT LAMINATED WATER REPELLENT LINING	Soft laminated liner absorbs less sweat so you can stay dry and your equipment lightweight.
THIGH GUARD	MOLDED PE PLASTIC + INNER LEG ZIPPER	Equipped with a low-profile design and a zipper adjustment, this thigh guard was made to deliver pro-level protection.
HIP / KIDNEY	MOLDED PE CAPS	Pro-protection in the hips and kidney area.
COLOR	BLK	

TACKS PROTECTIVE

SHOULDER PADS
ELBOW PADS
SHIN GUARDS



BACKED BY SCIENCE, TACKS PROTECTION HAS BEEN TESTED & VALIDATED IN THE RENOWNED CCM LAB TO ENSURE QUALITY AND FUNCTIONALITY. DESIGNED TO OFFER MAX PROTECTION WHILE ENHANCING MOBILITY. PLAYERS WILL FEEL STRONG, CONFIDENT AND READY TO GRIND GAME AFTER GAME.

ANATOMICAL SHIELD DESIGN

WITH PROTECTION AT THE FORERONT, THE ALL NEW ASD TECHNOLOGY PROVIDES ULTRA COMFORT AND CUSTOMIZABLE FIT LETTING YOU FEEL YOUR BEST WHILE INTIMIDATING THE OPPONENT.

TECH 001

PROTECTION

NEW ASD CONSTRUCTION MADE FROM THE HIGHEST QUALITY MATERIALS KEEPS YOU PROTECTED AND LETS YOU FOCUS ON PLAYING A HARDNOSED GAME

TECH 002

COMFORT

GAME-READY FEEL AND UPDATED FLEXMOTION FIT ALLOWS YOU TO GIVE IT YOUR ALL WITHOUT WORRYING ABOUT MOBILITY SO YOU CAN FOCUS ON PLAYING A STRONG GAME.

TECH 003

STABILITY

NEW ADPTFIT STRAPPING SYSTEMS MAKE SURE YOUR EQUIPMENT STAYS WHERE IT SHOULD BE TO BETTER PROTECT YOU LET THE EQUIPMENT DO ITS JOB WHILE YOU DO YOURS.



[SPAS5PRO] **NEW**
TACKS AS-V PRO
 SHOULDER PADS

D30[®]

SIZES	SR	S, M, L, XL	\$
	JR	M, L	\$
YT	PAGE 39		



[SPAS5] **NEW**
TACKS AS-V
 SHOULDER PADS

D30[®]

SIZES	SR	S, M, L, XL	\$
	JR	S, M, L	\$

CONSTRUCTION	<p>MAX COVERAGE ASD (ANATOMICAL SHIELD DESIGN) FLEXMOTION CONSTRUCTION New ASD construction is engineered to offer the highest quality protection. Coupled with a Flexmotion design and you find yourself with elite-level protection without sacrificing comfort or mobility.</p>	<p>MAX COVERAGE ASD (ANATOMICAL SHIELD DESIGN) FLEXMOTION CONSTRUCTION New ASD construction for top quality protection paired with a Flexmotion design for elite-level protection without sacrificing comfort or mobility.</p>
CAPS	<p>DUAL CORE HD FOAM CAPS WITH EXPOSED FOAM COVERS + D30[®] AERO INSIDE + D30[®] LITE FRONTAL IMPACT POD Enhanced pro-level protection with D30 on the outer cap, to help absorb and distribute the toughest impacts from all angles.</p>	<p>JDP INJECTED CAPS WITH EXPOSED FOAM COVERS + D30[®] LITE INSIDE Pro-level construction disperses the impact force away from shoulders while D30[®] helps absorb impact and shock.</p>
TORSO	<p>MOLDED HD FOAM + ADPTFIT LENGTH ADJUSTABLE STRAPS Superior comfort Flexmotion base jacket with added rib protection and length-adjustable torso straps to facilitate finding your ideal custom fit.</p>	<p>MOLDED MD EVA FOAM + ADPTFIT ADJUSTABLE STRAPS Superior comfort Flexmotion base jacket with added rib protection and length-adjustable torso straps to facilitate finding your ideal custom fit.</p>
BICEPS	<p>ADPTFIT+ STRAP AND HEIGHT ADJUSTABLE BICEP WITH + 1" INJECTED PLASTIC EXTENDABLE GUARD Allow for a custom fit to help bridge the gap between your shoulder pad and elbow pad for maximum coverage elite level protection.</p>	<p>ADPTFIT STRAP + HEIGHT ADJUSTABLE BICEP WITH INJECTED PLASTIC GUARD Customizable fit and reinforced bicep guards allow for pro-level protection where you need it.</p>
STERNUM / SPINE	<p>VENT-TECH FLOATING STERNUM & SPINE HYBRID SHIELDS + D30[®] AT PLEXUS & LOWER SPINE Vent-Tech construction allows for added airflow in these hot spots, keeping you cool while the new hybrid shields keep you protected throughout the game with D30[®] Smart Material reinforcement in key sensitive impact zones.</p>	<p>VENT-TECH FLOATING STERNUM & SPINE HYBRID SHIELDS + D30[®] AT PLEXUS Added breathability keeps you cool throughout the game while the hybrid shield construction is reinforced by D30[®] at the tender sternum plexus to counter any impacts.</p>
LINER	<p>SUBLIMATED LINER + SOFT FEEL DUAL-LAYER STRETCH PANELS Superior quality comfort liner with stretch feel panels throughout that move with you and keep the protection where it is should be.</p>	<p>SUBLIMATED LINER + SOFT FEEL FRONT STRETCH PANELS Superior quality comfort liner with stretch feel front panels to help you move freely.</p>
CLAVICLE	<p>REINFORCED FLOATING ARCHES FOR CLAVICLE AND SHOULDER BLADE PROTECTION Elite-level clavicle protection designed for optimal mobility and comfort.</p>	<p>REINFORCED FLOATING ARCHES FOR CLAVICLE AND SHOULDER BLADE PROTECTION Elite-level clavicle protection in a highly mobile and comfortable design.</p>
EXTRA PROTECTION	<p>VENT-TECH ADPTFIT+ HEIGHT ADJUSTABLE & REMOVABLE BELLY AND HD FOAM LOWER BACK PADS Breathable and adjustable extra belly and lower back pads help you customize your coverage to extend protection and improve interaction with your hockey pants.</p>	<p>VENT-TECH ADPTFIT HEIGHT ADJUSTABLE & REMOVABLE BELLY AND LOWER BACK PADS Breathable and adjustable extra belly and lower back pads help customize your maximum protection fit.</p>



[EPAS5PRO] **NEW**
TACKS AS-V PRO
 ELBOW PADS



SIZES	SR	S, M, L, XL	\$
	JR	M, L	\$
	YT	PAGE 39	



[EPAS5] **NEW**
TACKS AS-V
 ELBOW PADS



SIZES	SR	S, M, L, XL	\$
	JR	S, M, L	\$

CONSTRUCTION	<p>MAX COVERAGE ASD (ANATOMICAL SHIELD DESIGN) 2 PIECE FLEXMOTION CONSTRUCTION New design is engineered to offer a great level of coverage that follows the body's natural shape while allowing for maximum protection without sacrificing mobility.</p>	CONSTRUCTION	<p>MAX COVERAGE ASD (ANATOMICAL SHIELD DESIGN) 2 PIECE FLEXMOTION CONSTRUCTION New design is engineered to offer a great level of coverage that follows the body's natural shape while allowing for maximum protection without sacrificing mobility.</p>
FOREARM	<p>SLASH SHIELD + D3O® Injection molded forearm guard with D3O® offers premium protection and max impact and shock absorption.</p>	FOREARM	<p>SLASH SHIELD + SUBLIMATED LINER Injection molded forearm guard offers premium protection and comfort feel .</p>
ELBOW CAP	<p>JDP CAP + D3O® INSIDE & OUTSIDE Pro-level elbow cap designed to disperse impact force away from the elbow while D3O® absorbs shock and impact both inside and outside the pad.</p>	ELBOW CAP	<p>JDP CAP + D3O® INSIDE + MOLDED EVA FOAM COVER Elite-level elbow cap designed to disperse impact force away from the elbow while D3O® helps absorb shock and impact inside the pad.</p>
BICEP	<p>2PCE FLOATING ARTICULATED + REINFORCED COMPRESSED-MOLDED EVA FOAM BICEP GUARD + SUBLIMATED LINER Flexmotion bicep construction with pro-level protection and superior fit and comfort.</p>	BICEP	<p>2PCE FLOATING ARTICULATED + REINFORCED BICEP GUARD Flexmotion bicep construction with elite protection and superior comfort.</p>
ATTACHMENT	<p>ADPTFIT+ STRAPS: DUAL PULL MIDDLE LOCK STRAP + 360° WRAPAROUND FOREARM STRAP Unique dual middle strap pulls from both the outside and inside to keep the protection where it should be, while front wrap strap further ensures a snug fit.</p>	ATTACHMENT	<p>ADPTFIT MIDDLE LOCK STRAP + 360° WRAPAROUND FOREARM STRAP Keep your elbow pad snugly in place while providing great freedom of movement.</p>
OTHER	<p>EXTRA SOFT PADDED DONUT WITH EXTENDED COMFORT PAD Extra padding for added comfort.</p>	OTHER	<p>ANATOMICAL FIT DONUT Interior padding for added comfort.</p>



[SGAS5PRO] **NEW**
TACKS AS-V PRO
 SHIN GUARDS

D30[®]

SIZES	SR	14", 15", 16", 17"	\$
	JR	12", 13"	\$
	YT	PAGE 39	



[SGAS5] **NEW**
TACKS AS-V
 SHIN GUARDS

D30[®]

SIZES	SR	14", 15", 16", 17"	\$
	JR	12", 13"	\$

CONSTRUCTION	MAX COVERAGE ASD (ANATOMICAL SHIELD DESIGN) New ASD construction is engineered to offer the best possible protection for your level of play while keeping your comfort and range of motion at its peak.	CONSTRUCTION	MAX COVERAGE ASD (ANATOMICAL SHIELD DESIGN) New ASD construction is engineered to offer the best possible protection for your level of play while keeping your comfort and range of motion at its peak.
CALF GUARD	EXPOSED INJECTION MOLDED CALF GUARD + D30[®] SHOT BLOCK PROTECTION Premium exposed tough calf guard with D30 [®] for extra impact and shock absorption, giving you elite-level protection.	CALF GUARD	EXPOSED INJECTION MOLDED CALF GUARD + D30[®] SHOT BLOCK PROTECTION Premium exposed tough calf guard with D30 [®] for extra impact and shock absorption, giving you elite-level protection.
KNEECAPS	JDP KNEECAP WITH D30[®] PROTECTION ON THE INSIDE (SR ONLY) + PROTECTIVE COMFORT DONUT Pro-level JDP cap construction disperses impact force away from the knee joint while D30 [®] helps absorb impact and shock in padded comfort.	KNEECAPS	JDP KNEECAP WITH D30[®] PROTECTION ON THE INSIDE (SR ONLY) + PROTECTIVE COMFORT DONUT Pro-level JDP cap construction disperses impact force away from the knee joint while D30 [®] helps absorb impact and shock in padded comfort.
SHIN CAPS	ANATOMICAL PE SHIN CAP WITH TAPE GROOVE + ABRASION RESISTANT BOTTOM PAD WITH D30[®] Elite-strength shin cap with landing to lock in tape coupled with D30 [®] reinforced at bottom for max protection against impacts and extra durability against rubbing on the inside.	SHIN CAPS	ANATOMICAL PE SHIN CAP WITH TAPE GROOVE + ABRASION RESISTANT BOTTOM PAD WITH D30[®] Elite-strength shin cap with landing to lock in tape coupled with D30 [®] reinforced at bottom for max protection against impacts and extra durability against rubbing on the inside.
THIGH	COMPRESSED MOLDED EVA FOAM FLEXMOTION THIGH GUARD Top quality foam for pro-level protection, Flexmotion construction to help reduce interference with pants.	THIGH	COMPRESSED MOLDED EVA FOAM FLEXMOTION THIGH GUARD Top quality foam for elite-level protection, Flexmotion construction to help reduce interference with pants.
ATTACHMENT	ADPTFIT+ STRAPS: LENGTH-ADJUSTABLE DUAL CALF STRAP + PADDED HYPER X LOCK STRAP Length-adjustable dual calf strap wraps any size calf comfortably while Hyper X lock strap helps keep the shin snug and in place all game long.	ATTACHMENT	ADPTFIT STRAPS: LENGTH-ADJUSTABLE DUAL CALF STRAP + PADDED HYPER X LOCK STRAP Length-adjustable dual calf strap wraps any size calf comfortably while Hyper X lock strap helps keep the shin snug and in place all game long.
LINER	ADPTFIT+ LINER FOR TONGUES IN TONGUES OUT PREFERENCE Height-adjustable sublimated liner allows for a custom fit and optimal protection whether you prefer to wear your skate tongues in or outside the shin.	LINER	REMOVABLE ADPTFIT LINER + DETACHABLE LOWER PAD FOR TONGUES IN OPTION Bottom removable liner for custom more snug fit if you prefer to wear your skate tongues in.
OTHER	COMPRESSED MOLDED HD FOAM SIDE GUARD Pro-level foam for extra side protection.	OTHER	MID DENSITY FOAM + PE PLASTIC REINFORCED SIDE GUARD Elite-level foam + plastic side guard for extra protection.

YOUTH PROTECTIVE



[SPAS5PRO] **NEW**
TACKS AS-V PRO YOUTH SHOULDER PADS SIZES YT S, M, L \$

CONSTRUCTION	E-FIT STRETCH NECK	Elastic neck opening for an easy fit so young players can even dress themselves.
CAPS	PE SHOULDER CAPS	High-quality PE shoulder caps reinforced with PE foam for added comfort and protection.
TORSO	ADJUSTABLE BELLY PAD + FULL-LENGTH VELCRO ADJUSTMENT + LIGHTWEIGHT FOAM LINER	Large velcro landing and height adjustable/removable belly pad combine for lightweight customizable protection that is ultra comfortable for little players.
BICEPS	E-FIT SLEEVES + ADPTFIT BICEP ADJUSTMENT	Slip-on E-FIT strapless bicep sleeves and an easily adjustable height strap to customize bicep protection.
STERNUM	FLOATING COMPRESS MOLDED EVA FOAM WITH D30® SMART MATERIAL IN PLEXUS	Elite-level protection powered by high quality foam and D30® for extra impact distribution in a floating construction that moves comfortably with the player.
SPINE	INTEGRATED MOLDED PE FOAM SPINE	Lightweight foam for elite-level comfort and protection on the back.



[EPAS5PRO] **NEW**
TACKS AS-V PRO YOUTH ELBOW PADS SIZES YT S, M, L \$

CONSTRUCTION	JDP CAP REINFORCED WITH D30® SMART MATERIAL + MOLDED FOAM COVERAGE	JDP Cap designed to disperse impact force away from the elbow joint while D30® helps absorb impact and shock in a hard cap construction to give young players elite-level protection.
BICEP	ARTICULATED BICEP	PE Foam provides comfort and mobility.
ATTACHMENT	DOUBLE STRAP ADJUSTMENT SYSTEM WITH MAXIMIZED VELCRO LANDING ZONE	Built for comfort and protection, the strap system keeps your elbow pad in place.



[SGAS5PRO] **NEW**
TACKS AS-V PRO YOUTH SHIN GUARDS SIZES YT 8", 9", 10" \$

CALF GUARD	EXTENDED FOAM CALF GUARD	Anatomical Design with extended calf protection.
KNEECAPS	MOLDED PE CAP	Designed to disperse impact force away from the knee.
SHIN CAPS	MOLDED PE CAP	Anatomical cap design delivers a high-level of protection.
ATTACHMENT	UPPER LOCK STRAP + COMFORTABLE CALF STRAP	Incredibly comfortable and easily adjustable.
LINER	REMOVABLE COMFORT LINER WITH D30® SMART MATERIAL AND KNEE CUT OUT	Removable comfort liner makes it easy to customize your fit while D30® adds impact and shock absorption to the liner.





[SPFT4PRO]

JETSPEED FT4 PRO SHOULDER PADS

SIZES SR S, M, L, XL \$
JR M, L \$

CONSTRUCTION	AMPLIFIED MOBILITY DESIGN WITH MOLDED ZOTEFOAM®	Maximum lightweight full exposed foam-only design is optimized to protect elite players, while staying dry and light throughout the game. Low profile fit is close to the body and provides superior freedom of movement.
CAPS	ULTRA LIGHT U-FOAM SHOULDER CAPS	Pro-level protection made from an incredibly light and extremely durable EPP core.
TORSO	PREMIER VENTED ZOTEFOAM® FLEXMOTION BASE JACKET + REMOVABLE BELLY PAD	Pro-level protection that moves with you and helps to keep you safe while being as light as air, from your first to your last shift. Adjustable extra coverage is made possible with the extended belly pad as needed."
BICEPS	HD MOLDED FOAM + LENGTH ADJUSTMENT	Lightweight custom comfort fit with an elite-level of protection.
STERNUM & SPINE	HYBRID SHIELD STERNUM & SPINE + NECK COMFORT PAD	Structural shield combines hard HDPE plastic with high-density PE foam for lightweight high caliber protection.
LINER	STAY DRY DESIGN	Unique liner-free design allows the closed cell Zotefoam® to do its job by not absorbing sweat. Now you stay dry and your equipment stays light, so you can do what you do best.
CLAVICLE	FLOATING CLAVICLE COVERAGE WITH HD MOLDED FOAM	Impressive clavicle coverage that won't weigh you down.



[SPFT4]

JETSPEED FT4 SHOULDER PADS

SIZES SR S, M, L, XL \$
JR S, M, L \$

CONSTRUCTION	AMPLIFIED MOBILITY DESIGN WITH MOLDED ZOTEFOAM®	Maximum lightweight full exposed foam-only design is optimized to protect elite players, while staying dry and light throughout the game. Low profile fit is close to the body and provides superior freedom of movement.
CAPS	ULTRA LIGHT U-FOAM SHOULDER CAPS	Pro-level protection made from an incredibly light and extremely durable EPP core.
TORSO	PREMIER VENTED ZOTEFOAM® FLEXMOTION BASE JACKET + REMOVABLE BELLY PAD	Pro-level protection that moves with you and helps to keep you safe while being as light as air, from your first to your last shift. Adjustable extra coverage is made possible with the extended belly pad as needed."
BICEPS	HD MOLDED FOAM + LENGTH ADJUSTMENT	Lightweight custom comfort fit with an elite-level of protection.
STERNUM & SPINE	HYBRID SHIELD STERNUM & SPINE + NECK COMFORT PAD	Structural shield combines hard HDPE plastic with high-density PE foam for lightweight high caliber protection.
LINER	STAY DRY DESIGN	Unique liner-free design allows the closed cell Zotefoam® to do its job by not absorbing sweat. Now you stay dry and your equipment stays light, so you can do what you do best.
CLAVICLE	FLOATING CLAVICLE COVERAGE WITH HD MOLDED FOAM	Impressive clavicle coverage that won't weigh you down.



[EPFT4PRO]

JETSPEED FT4 PRO ELBOW PADS

SIZES	SR	S, M, L, XL	\$
	JR	M, L	\$

CONSTRUCTION	AMPLIFIED MOBILITY THREE-PIECE DESIGN WITH DRYFOAM LINER	Improved construction to follow the elbow's natural movements, so you can dangle, pass and shoot with the best of them; Dryfoam liner absorbs less sweat to keep elite players at their peak performance
FOREARM	PREMIUM ZOTEFOAM + HD FOAM GUARDS	Improved pro-level lightweight protection
ELBOW CAP	MOLDED PE CAP WITH JDP CONSTRUCTION	JDP elbow cap designed to disperse impact force away from the elbow joint plus a reinforced exposed HD foam cover for even more protection
BICEP	EXPOSED HIGH-DENSITY MOLDED PE FOAMS	NHL-caliber protection that stays dry and light
ATTACHMENT	REFINED PADDED MIDDLE LOCK STRAP + NYLON FOREARM STRAP	Securely keeps the elbow pad in place close to the body, where it should be, without hindering arm movement



[EPFT4]

JETSPEED FT4 ELBOW PADS

SIZES	SR	S, M, L, XL	\$
	JR	S, M, L	\$

CONSTRUCTION	AMPLIFIED MOBILITY THREE-PIECE DESIGN	Constructed in three pieces so the elbow can bend like it was meant to, with a soft laminated liner that absorbs less sweat to keep elite and competitive players lightweight
FOREARM	INJECTION MOLDED PE CAP INSERT	High-level lightweight protection in a low volume fit with minimum coverage to allow the ultimate range of movement
ELBOW CAP	MOLDED PE CAP WITH JDP CONSTRUCTION + EXPOSED EVA FOAM COVER	JDP elbow cap designed to disperse impact force away from the elbow joint plus a reinforced exposed EVA foam cover for extra toughness
BICEP	TOUGH EXPOSED EVA FOAM PROTECTION	Lightweight comfortable protection that stays close to the body without weighing you down
ATTACHMENT	REFINED PADDED MIDDLE LOCK STRAP + NYLON FOREARM STRAP	Securely keeps the elbow pad in place close to the body, where it should be, without hindering arm movement



[SGFT4PRO]
JETSPEED FT4 PRO SHIN GUARDS

SIZES	SR	14", 15", 16"	\$
	JR	12", 13"	\$

CONSTRUCTION	ANATOMICAL NARROW FIT DESIGN	Connected fit that does not feel bulky, for lightweight mobile protection optimized for an elite-level of play.
CALF GUARD	HD FOAM CALF GUARDS	Improved protection with lightweight tough material for maximum impact calf guards, plus added abrasion resistance at bottom for those pesky skate tongues.
KNEE + SHIN CAPS	OPTIMIZED ANATOMICAL GEOMETRY + JDP KNEE CAP	Improved kneecap/shin cap flex point offers more freedom of movement, plus JDP construction to disperse impact force away from the knee joint.
THIGH	MOLDED PREMIUM HD FOAM	Close-to-the body pro-level protection.
ATTACHMENT	UPPER LOCK STRAP WITH COMFORT CUSHION AND LENGTH-ADJUSTABLE CALF STRAP	Customize to all calf sizes for a snug and extra-comfortable fit.
LINER	ANATOMICAL MOLDED ZOTEFOAM + DRYFOAM REMOVABLE LINER WITH KNEE CUT-OUT	Lightweight custom fit that stays close to the leg so you can move freely while staying light, and breathable with exposed vented foam surround.



[SGFT4]
JETSPEED FT4 SHIN GUARDS

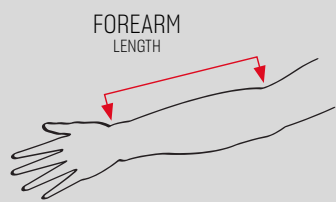
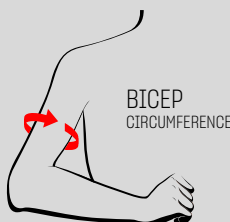
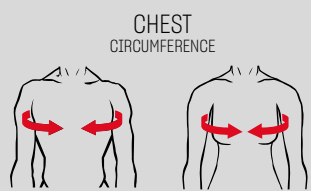
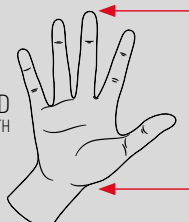
SIZES	SR	14", 15", 16"	\$
	JR	11", 12", 13"	\$

CONSTRUCTION	NEW ANATOMICAL NARROW FIT DESIGN	Connected fit that does not feel bulky, for lightweight mobility-friendly protection ideal for an elite and competitive level of play.
CALF GUARD	TOUGH EVA FOAM CALF GUARDS + PLASTIC INSERT	Improved protection with lightweight tough material for great impact calf guards, plus added abrasion resistance at the bottom for those pesky skate tongues.
KNEE + SHIN CAPS	OPTIMIZED ANATOMICAL GEOMETRY + JDP KNEE CAP	Improved kneecap/shin cap flex point offers more freedom of movement, plus JDP construction to disperse impact force away from the knee joint.
THIGH	MOLDED EVA FOAM	Close-to-the-body high level protection.
ATTACHMENT	UPPER LOCK STRAP WITH COMFORT CUSHION AND LENGTH-ADJUSTABLE CALF STRAP	Customize to all calf sizes for a snug and extra-comfortable fit.
LINER	NEW ANATOMICAL PE FOAM + SOFT LAMINATED REMOVABLE LINER WITH KNEE CUT-OUT	Lightweight custom fit that stays close to the leg so you can move freely while staying light.

GLOVES		13"		14"		15"	
SR		HAND LENGTH		HAND LENGTH		HAND LENGTH	
		Min.	Max.	Min.	Max.	Min.	Max.
	IN	6.5	7.5	7	8	7.5	8.5
CM	16.5	19	18	20.5	19	22	
JR		10"		11"		12"	
		HAND LENGTH		HAND LENGTH		HAND LENGTH	
	Min.	Max.	Min.	Max.	Min.	Max.	
IN	5	6	5.5	6.5	6	7	
CM	13	15.5	14	16.5	15.5	18	
YT		8"		9"			
		HAND LENGTH		HAND LENGTH			
	Min.	Max.	Min.	Max.			
IN	4	5	4.5	5.5			
CM	10.5	13	11.5	14			

SHOULDER PADS		SMALL		MEDIUM		LARGE		X-LARGE									
SR	IN	CHEST CIRC		HEIGHT		CHEST CIRC		HEIGHT		CHEST CIRC		HEIGHT		CHEST CIRC		HEIGHT	
		Min.	Max.	Min.	Max.	Min.	Max.	Min.	Max.	Min.	Max.	Min.	Max.	Min.	Max.	Min.	Max.
		34	38	5'2"	5'6"	37	41	5'6"	5'10"	40	44	5'10"	6'2"	43	48	6'	+
CM	86	97	157	168	94	104	168	178	102	112	178	188	109	122	183	+	
JR	IN	24	30	4'2"	4'6"	26	32	4'6"	4'10"	30	35	4'10"	5'2"	N/A			
CM	60	76	127	137	67	81	137	147	75	89	147	157	N/A				
YT	IN	-	23	3'4"	3'7"	23	25	3'7"	3'10"	24	28	3'10"	4'2"	N/A			
CM	-	58	102	109	58	64	102	122	60	70	117	127	N/A				
WOMEN	IN	28	33	4'11"	5'3"	33	39	5'3"	5'7"	39	47	5'7"	6'	N/A			
CM	71	84	150	160	84	99	160	170	99	119	170	183	N/A				

ELBOW PADS		SMALL						MEDIUM					
SR	IN	FOREARM LENGTH		BICEP CIRCUMFERENCE		HEIGHT		FOREARM LENGTH		BICEP CIRCUMFERENCE		HEIGHT	
		Min.	Max.	Min.	Max.	Min.	Max.	Min.	Max.	Min.	Max.	Min.	Max.
		9	10.5	10	12	5'2"	5'6"	10	11.5	11	14	5'6"	5'10"
CM	23	27	25	30	157	168	25	29	28	36	168	178	
JR	IN	6	8	7	9	4'2"	4'6"	7	9	8	10	4'6"	4'10"
CM	16	20	18	23	127	137	18	22	20	25	137	147	
YT	IN	4.5	6	5.5	7	3'4"	3'7"	5.5	7	6	7.5	3'7"	3'10"
CM	11	15	14	17	102	109	14	17	16	19	109	117	
SR	IN	LARGE						X-LARGE					
		FOREARM LENGTH		BICEP CIRCUMFERENCE		HEIGHT		FOREARM LENGTH		BICEP CIRCUMFERENCE		HEIGHT	
		Min.	Max.	Min.	Max.	Min.	Max.	Min.	Max.	Min.	Max.	Min.	Max.
11	12.5	13	16	5'10"	6'2"	11.5	+	15	+	6'	+		
CM	28	32	33	41	178	188	29	+	38	+	183	+	
JR	IN	8	10	9	11	4'10"	5'2"	N/A					
CM	20	25	23	28	147	157	N/A						
YT	IN	6	7.5	7	8	3'10"	4'2"	N/A					
CM	15	19	18	21	117	127	N/A						



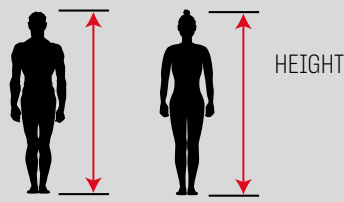
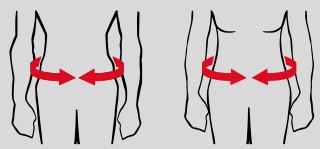
SHIN GUARDS		14"				15"										
		HEIGHT		TIBIA LENGTH		HEIGHT		TIBIA LENGTH								
		Min.	Max.	Min.	Max.	Min.	Max.	Min.	Max.							
SR	IN	5'4"	5'8"	14	15	5'8"	6'	15	16							
	CM	163	173	36	38	173	183	38	41							
	16"				17"											
	HEIGHT		TIBIA LENGTH		HEIGHT		TIBIA LENGTH									
	Min.	Max.	Min.	Max.	Min.	Max.	Min.	Max.								
	IN	6'	6'4"	16	17	6'4"	+	17						18		
CM	183	193	41	43	193	+	43	46								
JR	11"				12"				13"							
	HEIGHT		TIBIA LENGTH		HEIGHT		TIBIA LENGTH		HEIGHT		TIBIA LENGTH					
	Min.	Max.	Min.	Max.	Min.	Max.	Min.	Max.	Min.	Max.	Min.	Max.				
	IN	4'4"	4'8"	11.0	12.0	4'8"	5'	12.0	13.0	5'	5'4"	13.0	14.0			
CM	132	142	28	30	142	152	30	33	152	163	33	36				
YT	8"				9"				10"							
	HEIGHT		TIBIA LENGTH		HEIGHT		TIBIA LENGTH		HEIGHT		TIBIA LENGTH					
	Min.	Max.	Min.	Max.	Min.	Max.	Min.	Max.	Min.	Max.	Min.	Max.				
	IN	3'4"	3'8"	8	9	3'8"	4'	9	10	4'	4'4"	10	11			
CM	102	112	20	23	112	122	23	25	122	132	25	28				

PLAYER PANTS + GIRDLES		SMALL				MEDIUM				LARGE			
		WAIST CIRC		HEIGHT		WAIST CIRC		HEIGHT		WAIST CIRC		HEIGHT	
		Min.	Max.	Min.	Max.	Min.	Max.	Min.	Max.	Min.	Max.	Min.	Max.
SR	IN	29	32	5'2"	5'6"	31	35	5'6"	5'10"	34	39	5'10"	6'2"
	CM	74	82	157	168	79	89	168	178	86	99	178	188
	X-LARGE				XX-LARGE								
	WAIST CIRC		HEIGHT		WAIST CIRC		HEIGHT						
	Min.	Max.	Min.	Max.	Min.	Max.	Min.	Max.					
	IN	37	42	6'	+	42	+	6'2"					+
CM	95	107	183	+	107	+	188	+					

PLAYER PANTS + GIRDLES		SMALL				MEDIUM				LARGE			
		WAIST CIRC		HEIGHT		WAIST CIRC		HEIGHT		WAIST CIRC		HEIGHT	
		Min.	Max.	Min.	Max.	Min.	Max.	Min.	Max.	Min.	Max.	Min.	Max.
WOMEN	IN	25	29	4'11"	5'3"	29	33	5'3"	5'7"	33	37	5'7"	6'
	CM	64	74	150	160	74	84	160	170	84	94	170	183

PLAYER PANTS + GIRDLES		SMALL				MEDIUM				LARGE			
		WAIST CIRC		HEIGHT		WAIST CIRC		HEIGHT		WAIST CIRC		HEIGHT	
		Min.	Max.	Min.	Max.	Min.	Max.	Min.	Max.	Min.	Max.	Min.	Max.
JR	IN	23	25	4'2"	4'6"	24.5	28	4'6"	4'10"	27	31	4'10"	5'2"
	CM	58	64	127	137	62	72	137	147	69	79	147	157
YT	IN	20	21.5	3'4"	3'7"	21	22.5	3'7"	3'10"	22	23.5	3'10"	4'2"
	CM	51	55	102	109	53	57	109	117	56	60	117	127

WAIST CIRCUMFERENCE



TIBIA LENGTH



WARM UPS AND JACKETS



[J5314 / YT J5314]
LIGHTWEIGHT RINK SUIT JACKET



SIZES	SR	S - 3XL	\$
YT		2XS - XL	\$

BODY / INSIDE

Features zippered side pockets, venting at back with reflective tape, elasticated hem and cuffs for comfort, CCM embossed gros grain tape on shoulder/sleeves.

Tricot mesh lining with zipper for post-embellishment access. Inner drop-in pocket with Velcro closure. Brushed fleece inside collar.

LOGO	Strategically positioned embroidered CCM logo provides full front and back embellishment zones.
CONTENT	100% Polyester dobby, 145gsm, film membrane, breathable 3000g/m2/24hr Repels water and prevents static cling.
COLORS	Black (12), True Navy (T9), Red (05), Team Royal (6C), Dark Heather Grey (4B)



[PN5315 / YT PN5315]
LIGHTWEIGHT RINK SUIT PANT



SIZES	SR	S - 3XL	\$
YT		2XS - XL	\$

BODY / INSIDE

Features an adjustable waistband with drawcord, zippered pockets, reflective tape at back yoke, auto-lock zipper at hem provides adjustable leg opening, CCM embossed gros grain tape at bottom leg opening.

Tricot mesh and taffeta lining, exposed CCM jacquard elastic waistband.

LOGO	Strategically positioned embroidered CCM logo.
CONTENT	100% Polyester dobby, 145gsm, film membrane, breathable 3000g/m2/24hr
COLORS	Black (12), True Navy (T9), Red (05), Team Royal (6C), Dark Heather Grey (4B)



[J5318 / YT J5318]
MID-WEIGHT JACKET

SIZES	SR	S - 3XL	\$
YT		2XS - XL	\$

BODY / INSIDE

Features zippered side pockets, reflective tape at back, elasticated hem and cuffs for comfort, CCM embossed gros grain tape on shoulder/sleeves.

Polar fleece lining inside collar and body for added warmth, taffeta lining with 80gsm insulation in sleeves, zipper for post-embellishment access, inner drop-in pocket with Velcro closure.

LOGO	Strategically positioned embroidered CCM logo provides full front and back embellishment zones.
CONTENT	100% Polyester dobby, 145gsm, film membrane, breathable 3000g/m2/24hr
COLORS	Black (12), True Navy (T9), Dark Gray Heather (4B)



[J5319]
SOFTSHELL JACKET

SIZES	SR	XS - 3XL	\$
-------	----	----------	----

BODY / INSIDE

Designed to be flexible and durable, the Softshell Jacket can be worn alone or with the Fleece Base Layer. It features zippered side pockets, elastic binding at the cuff and a double-layer collar.

Inside ID label for easy identification.

LOGO	Strategically positioned embroidered CCM logo provides full front and back embellishment zones.
CONTENT	Bonded microfleece, 260gsm (water repellent and breathable)
COLORS	Black (12), Dark Heather Gray (4B).



12
BLACK



T9
TRUE
NAVY



4B
DARK GREY
HEATHER

[J5320 / YT J5320]
WINTER JACKET



SIZES	SR	S - 3XL	\$
YT		2XS - XL	\$

Seam to Seam post-embellishment zipper. Features zippered pockets, thick rib knit cuffs, reflective tape at back yoke, adjustable hem with bungee and cordlock, adjustable sleeve opening with velcro, detachable hood with zipper (SR only), CCM embossed gros grain tape on shoulder/sleeves.

BODY /
INSIDE

200gsm insulation (body/hood), 100gsm insulation (sleeves), microfleece inside collar, zipper for post-embellishment access, inner drop-in pocket with Velcro closure.

LOGO Strategically positioned embroidered CCM logo provides full front and back embellishment zones.

CONTENT 100% Polyester twill with grey film membrane, breathable 5000g/m2/24h, 136gsm

COLORS Black (12), True Navy (T9), Dark Gray Heather (4B)



12
BLACK



T9
TRUE
NAVY



19
CHARCOAL

[J4797 / YT J4797]
**TEAM QUILTED
WINTER JACKET**



SIZES	SR	S - 3XL	\$
YT		2XS - XL	\$

Walk into the arena as a united front. The new Team Quilted Winter Jacket features external zippered pockets and a large embellishment zone. The interior zipper provides greater post-embellishment access. Inner drop-in pockets.

BODY /
INSIDE

Inside 200gsm Thinsulate insulation.

LOGO Strategically positioned embroidered CCM logo provides full front and back embellishment zones.

SHELL Content 100% polyester

COLORS Black (12), True Navy (T9), Charcoal (19).



12
BLACK



19
CHARCOAL

NEW
[J5321 / YT J5321]
**QUILTED
JACKET**



SIZES	SR	S - 3XL	\$
YT		2XS - XL	\$

Features zippered side pockets, collar and sleeves in stretch tech fleece, elasticated cuffs, drop tail.

BODY /
INSIDE

Inside: 160gsm insulation (body)

LOGO Strategically positioned embroidered CCM logo provides full front and back embellishment zones.

CONTENT Body: 100% Recycled polyester taffeta ultrasonic bonding, 160gsm polyfill, 190gsm, 3000mm WR
Sleeve: 90poly/10spandex recycled tech fleece, moisture wicking, 255gsm

COLORS Black (12), Charcoal (19)

LOCKER ROOM FLEECE



4B
DARK GREY
HEATHER



T9
TRUE
NAVY



12
BLACK

[FQZ2TB] **NEW**
**PREMIUM TECH FLEECE
1/4 ZIP HOODIE**

SIZES	SR	XS - 2XL	\$
YT		XS - XL	\$

All new premium 1/4 zip tech fleece combines a breathable soft feel with a modern design built to travel on and off the bus to the rink and gym featuring front pockets and brushed jersey lined hood.

BODY /
INSIDE

LOGO CCM embroidery on top right shoulder provides team embellishment area

CONTENT 84% polyester/12% Rayon/4% spandex 300GSM

COLORS Black (12), True Navy (T9), Dark Heather Grey (4B)



12
BLACK



T9
TRUE
NAVY



4B
DARK GREY
HEATHER

[FFZ2TA] **NEW**
**PREMIUM TECH FLEECE
FULL ZIP HOODIE**

SIZES	SR	XS - 2XL	\$
	YT	XS - XL	\$

BODY /
INSIDE

All new premium full zip tech fleece combines a breathable soft feel with a modern design built to travel on and off the bus to the rink and gym featuring zippered pockets and brushed jersey lined hood.

LOGO CCM embroidery on top right shoulder provides team embellishment area

CONTENT 84% polyester/12% Rayon/4% spandex 300GSM

COLORS Black (12), True Navy (T9), Dark Gray Heather (4B)



12
BLACK



T9
TRUE
NAVY



4B
DARK GREY
HEATHER

[FCR2TB] **NEW**
**PREMIUM TECH
FLEECE CREW**

SIZES	SR	XS - 2XL	\$
	YT	XS - XL	\$

BODY /
INSIDE

All new premium tech fleece crew combines a breathable soft feel with a modern design built to travel on and off the bus to the rink and gym.

LOGO CCM embroidery on top right shoulder provides team embellishment area

SHELL 84% polyester/12% Rayon/4% spandex 300GSM

COLORS Black (12), True Navy (T9), Dark Heather Grey (4B)



4B
DARK GREY
HEATHER



T9
TRUE
NAVY



12
BLACK

[PLP2TA] **NEW**
**PREMIUM TECH FLEECE
TAPERED JOGGER**

SIZES	SR	XS - 2XL	\$
	YT	XS - XL	\$

BODY /
INSIDE

All new premium tech fleece jogger combines a breathable soft feel with a modern design built to travel on and off the bus to the rink and gym, featuring zippered side pockets with a silicone dipped waistband drawstring

LOGO CCM embroidery.

CONTENT 84% polyester/12% Rayon/4% spandex 300GSM

COLORS Black (12), True Navy (T9), Dark Heather Grey (4B)



12
BLACK



T9
TRUE
NAVY



4B
DARK GREY
HEATHER



N083
GREY CAMO

[FHO2TB] **NEW**
**TEAM FLEECE
PULLOVER HOODIE**

SIZES	SR	XS - 2XL	\$
	YT	XS - XL	\$

BODY /
INSIDE

Your new go-to favorite team fleece hoodie for every day. Soft cotton blend with a jersey lined hood featuring cross over front styling and drawcord. Stylized front pockets and fit-ted rib knit cuffs and bottom hem.

LOGO CCM embroidery

CONTENT Solid Colors 70% cotton / 30% poly
Heather Grey 50% cotton / 50% poly

COLORS Black (12), True Navy (T9), Dark Heather Grey (4B), Grey Camo (N083)



12
BLACK



T9
TRUE
NAVY



4B
DARK GREY
HEATHER

[PFP2TA] **NEW**
**TEAM FLEECE CUFFED
JOGGER**

BODY /
INSIDE

Made for chillin, these cuffed joggers, feature open side pockets, with an outer self fabric and inner CCM jacquard elastic waistband with drawcord.

SIZES	SR	XS - 2XL	\$
	YT	XS - XL	\$

LOGO CCM embroidery

CONTENT Solid Colors 70% cotton / 30% poly
Heather Grey 50% cotton / 50% poly

COLORS Black (12), True Navy (T9), Dark Heather Grey (4B)



12
BLACK



T9
TRUE
NAVY



4B
DARK GREY
HEATHER

[F4795 / YT F4795]
**TEAM FLEECE
BASE LAYER**

BODY /
INSIDE

Made with Polyester brushed fleece, the full zip jacket features a zip-up pocket on the left sleeve and stylish zipper taping on the front waist pockets.

SIZES	SR	S - 3XL	\$
	YT	2XS - XL	\$

LOGO Strategically positioned embroidered CCM logo allows full front embellishment.

CONTENT 100% polyester.

COLORS Black (12), True Navy (T9), Dark Gray Heather (4B).



12
BLACK



4B
DARK GREY
HEATHER



T9
TRUE
NAVY



05
RED

[F7512 / YT F7512]
**TEAM
FLEECE HOOD**

BODY /
INSIDE

The hockey jersey-inspired neckline comes complete with a mesh-lined hood, debossed metal eyelets and skate lace drawcords with a hidden kangaroo-style pocket, designed to double as a full front embellishment zone. Fitted ribbed cuffs and waistband.

SIZES	SR	2XS - 2XL	\$
	YT	XS - XL	\$

LOGO Strategically positioned embroidered CCM logo provides maximum embellishment area.

CONTENT Solid Colors 70% cotton / 30% poly
Heather Gray 50% cotton / 50% poly

COLORS Black (12), True Navy (T9), Dark Heather Grey (4B), Red (05)

TRAINING



12
BLACK



T9
TRUE
NAVY



4B
DARK GREY
HEATHER

[TSS2RA] **NEW**
**SHORT SLEEVE PREMIUM
TRAINING TEE**

BODY /
INSIDE

Premium technical training tee with breath-able mesh inserts and Tactical Dry® technology designed with a raglan sleeve providing more mobility for your hockey resistance training workouts.



SIZES	SR	S - 2XL	\$
	YT	S - XL	\$

LOGO CCM 3D silicone print.

CONTENT 88% Recycled polyester/12% Spandex, 190gsm

COLORS Black (12), True Navy (T9), Dark Heather Grey (4B)

4B
DARK GREY
HEATHER



T9
TRUE
NAVY



12
BLACK

[TLS2RA] **NEW**
**LONG SLEEVE PREMIUM
TRAINING TEE**



SIZES	SR	S - 2XL	\$
	YT	S - XL	\$

BODY/
INSIDE

The long sleeve version of the Premium technical training tee with breathable mesh inserts and Tactical Dry® technology designed with a raglan sleeve providing more mobility for your hockey resistance training workouts.

LOGO CCM 3D silicone print.

CONTENT 88% Recycled polyester/12% Spandex, 190gsm

COLORS Black (12), True Navy (T9), Dark Heather Grey (4B)

12
BLACK



T9
TRUE
NAVY



4B
DARK GREY
HEATHER

[THZ2RA] **NEW**
**HALF ZIP PREMIUM
TRAINING TEE**



SIZES	SR	S - 2XL	\$
	YT	S - XL	\$

BODY/
INSIDE

The half zip version of the Premium technical training tee with breathable mesh inserts and Tactical Dry technology designed with a raglan sleeve providing more mobility for your hockey resistance training workouts.

LOGO CCM 3D silicone print

CONTENT 88% Recycled polyester/12% Spandex, 190gsm

COLORS Black (12), True Navy (T9), Dark Heather Grey (4B)

4B
DARK GREY
HEATHER



4G
HEATHER
BLACK



5C
HEATHER
NAVY

[T7928 / YTT7928]
**LONG SLEEVE PREMIUM
TRAINING HOODIE**



SIZES	SR	S - 2XL	\$
	YT	S - XL	\$

BODY/
INSIDE

Premium technical hooded training tee with breathable mesh inserts and Tactical Dry technology. Set-in sleeves with flatlock seams and two tone shoulders.

LOGO CCM reflective rubber print logo.

CONTENT 88% polyester/12% Spandex, 190gsm

COLORS Heather Black (12), Heather Navy (4G), Dark Heather Grey (4B)

12
BLACK



T9
TRUE
NAVY



19
CHARCOAL

[S7977 / YT S7977]
**TEAM
WOVEN SHORT**



SIZES	SR	S - 2XL	\$
	YT	S - XL	\$

BODY/
INSIDE

Lightweight and quick-drying, made for training and every day with moisture-wicking technology and mesh side panels to keep you dry. Premium exposed CCM jacquard elastic at the back with an adjustable waistband with drawcord and zipped side pockets. 9" inseam length.

LOGO CCM reflective rubber print logo.

CONTENT 100% polyester woven fabric.

COLORS Black (12), True Navy (T9), Charcoal (19)



[S5653 / YT S5653]

TEAM TRAINING SHORT



SIZES	SR	S - 2XL	\$
YT		2XS - XL	\$

BODY / INSIDE

Featuring an exposed CCM jacquard elastic waistband with adjustable drawcord and open side pockets, the team training short makes training day the best day. 10" inseam length.

LOGO Strategically positioned CCM heat transfer logo.

CONTENT 93% polyester / 7% Spandex jersey with moisture wicking, 210gsm

COLORS Black (12), True Navy (T9), Dark Heather Grey (4B)



[HSL2RA] **NEW**
TEAM PERFORATED TRAINING CAP

SIZES	SR	OSFA	\$
YT		OSFA	\$

BODY

Lightweight, incredibly breathable structured front panel with perforated back and hook and loop closure.

CONTENT 100% polyester

OTHER MOQ 6 units (same sizes / color)

LOGO

CCM embroidery logo

COLORS Black (12), White (01)

TEAM - APPAREL AND HEADWARE



[P5597 / YT P5597]
TEAM POLO

SIZES	SR	XS - 2XL	\$
YT		S - L	\$

BODY / INSIDE

Dress up and show up in the moisture wicking Team Polo. Features a ribbed collar, 3-button placket and full mesh back for enhanced breathability. Open hem sleeves.

LOGO CCM heat transfer front logo.

CONTENT 100% polyester, 140gsm with moisture wicking.

COLORS Black (12), True Navy (T9) Red (05), Dark Heather Grey (4B)



[P7976]
HEATHERED POLO

SIZES	SR	XS - 2XL	\$
-------	----	----------	----

BODY / INSIDE

Keep it extra classy in the moisture wicking heathered polo. Made from soft brushed jersey, this collared tunic features a 3-button placket with a contrast color detail, plus a water print stripe across the front chest.

LOGO CCM heat transfer front logo.

CONTENT 100% polyester with moisture wicking.

COLORS Dark Heather Grey (4B), Heather Black (4G), Heather Navy (5C)



[TSS2TA]
TEAM PREMIUM ESSENTIAL TEE

SIZES	SR	S - 2XL	\$
	YT	XS - XL	\$

BODY / INSIDE Where style and comfort collide. The essential team tee is blends lightweight and soft for that perfect everyday comfortable fit.

LOGO CCM heat transfer front logo.

CONTENT 50% Polyester / 25% Cotton / 25% Rayon

COLORS Athletic Grey (U6), True Navy (T9), Red (05), Black (5C)



[HTR2TA] **NEW**
TEAM MESHBACK TRUCKER

SIZES	SR	OSFA	\$
	YT	OSFA	\$

BODY Structured cotton front panel, with breathable mesh back panel and adjustable snap closure

LOGO CCM embroidery logo

CONTENT 100% cotton for colors - 12, T9, 05
96 cotton / 4spdx for color - 4B

OTHER MOQ 6 units (same sizes / color)

COLORS Black (12), True Navy (T9), Dark Heather Grey (4B), Red (05)



[C5402 / YT C5402]
TEAM SLOUCH ADJUSTABLE

SIZES	SR	OSFA	\$
	YT	OSFA	\$

BODY Relaxed slouch fit with an adjustable closure.

LOGO CCM embroidery

CONTENT 100% cotton

OTHER MOQ 6 units (same sizes / color)

COLORS Black (12), True Navy (T9), Dark Heather Grey (4B), Dark Blue (Y5)



[C5404 / YT C5404]
TEAM FLATBRIM SNAPBACK CAP

SIZES	SR	OSFA	\$
	YT	OSFA	\$

BODY Unique two tone CCM styling.

LOGO CCM embroidery

CONTENT 100% polyester

OTHER MOQ 6 units (same sizes / color)

COLORS Black (12), True Navy (T9), Dark Heather Grey (4B), Dark Blue (Y5)



12
BLACK



T9
TRUE
NAVY



4B
DARK GREY
HEATHER



Y5
DARK
BLUE

[C5405 / YT C5405]
**TEAM TRAINING
FLEX CAP**

SIZES	SR	S/M, L/XL	\$
	YT	OSFA	

BODY Tech Fabric with perforated back panels.

CONTENT 100% polyester

LOGO CCM embroidery

OTHER MOQ 6 units (same sizes / color)

COLORS Black (12), True Navy (T9), Dark Heather Grey (4B), Dark Blue (Y5)



12
BLACK



T9
TRUE
NAVY



4B
DARK GREY
HEATHER



Y5
DARK
BLUE

[C5406 / YT C5406]
**TEAM STRUCTURED
MESH ADJ. CAP**

SIZES	SR	OSFA	\$
	YT	OSFA	

BODY Structured mid-crown trucker cap with washed-cotton front panels and mesh back panels. Adjustable snap closure.

CONTENT 97% polyester/3% spandex

LOGO CCM embroidery

OTHER MOQ 6 units (same sizes / color)

COLORS Black (12), True Navy (T9), Dark Heather Grey (4B), Dark Blue (Y5)



4B
DARK GREY
HEATHER



05
RED



T9
TRUE
NAVY



12
BLACK



Y5
DARK
BLUE

[C5407 / YT C5407]
**TEAM CUFFED WATCH
KNIT BEANIE**

SIZES	SR	OSFA	\$
	YT	OSFA	

BODY Ribbed knit beanie.

CONTENT 100% acrylic

LOGO CCM embroidery

OTHER MOQ 6 units (same sizes / color)

COLORS Black (12), True Navy (T9), Dark Heather Grey (4B), Dark Blue (Y5), Red (05)



12
BLACK



05
RED



T9
TRUE
NAVY



4B
DARK GREY
HEATHER



Y5
DARK
BLUE

[C5409 / YT C5409]
**TEAM FLEECE
POM KNIT**

SIZES	SR	OSFA	\$
	YT	OSFA	

BODY Cuffed knit with ribbing, a soft polar fleece lining, CCM jacquard logo and topped with a chunky multi-color pom.

CONTENT 100% acrylic

LOGO CCM jacquard logo

OTHER MOQ 6 units (same sizes / color)

COLORS Black (12), Red (05), True Navy (T9), Dark Gray Heather (4B), Dark Blue (Y5)



12 BLACK



T9 TRUE NAVY



4B DARK GREY HEATHER



Y5 DARK BLUE

[C5410 / YT C5410]

TEAM TWO TONE STRUCTURED FLEX CAP

SIZES	SR	S/M, L/XL	\$
	YT	OSFA	\$

BODY Structured flex-fit cap. Distinctive two-color styling

CONTENT 83% Polyester/11% Rayon/6% Spandex

OTHER MOQ 6 units (same sizes / color)

LOGO CCM embroidery logo

COLORS Black (12), True Navy (T9), Dark Heather Grey (4B), Dark Blue (Y5)

12 BLACK



[EB6425]

TEAM DRY BAG

SIZES	OSFA

LOGO Printed CCM logo

CONTENT 100% PU

COLORS Black (12)



[SS3756]

SHOWER SANDAL

SIZES	SR	S (7), M (9), L (11), XL (13)	\$

BODY Made from lightweight EVA foam in the soles for unparalleled comfort, this quick-dry shower sandal was designed to wear in the locker room.

CONTENT Upper 100% polyester / Sole VA foam

OTHER MOQ 6 units (same sizes / color)

LOGO Printed CCM logo

COLOR Black (12)

WOMEN

12 BLACK



[JWN2TA]

WOMEN'S WINTER JACKET



SIZES	SR	S - XL	\$

BODY / INSIDE

Women's fit with seam to seam post-embellishment zipper. Features zippered pockets, thick rib knit cuffs, reflective tape at back yoke, adjustable hem with bungee and cordlock, adjustable sleeve opening with velcro, detachable hood with zipper (SR only), CCM embossed gros grain tape on shoulder/sleeves.

LOGO Strategically positioned embroidered CCM logo provides full front and back embellishment zones.

CONTENT 100% Polyester twill with grey film membrane, breathable 5000G/M2/24H, 136GSM

200gsm insulation (body/hood), 100gsm insulation (sleeves), microfleece inside collar, zipper for post-embellishment access, inner drop-in pocket with Velcro closure.

COLORS Black (12)

T9 TRUE NAVY



4B DARK GREY HEATHER



12 BLACK

[FH02TC]

PREMIUM WOMEN'S TECH FLEECE HOODIE

SIZES	SR	XS - XL	\$

BODY / INSIDE

All new premium tech fleece pullover hoodie combines a breathable soft feel with a modern design built to travel on and off the bus to the rink and gym featuring front pockets and brushed jersey lined hood.

LOGO CCM embroidery on top right shoulder provides team embellishment area

CONTENT 84% polyester/12% Rayon/4% spandex 300GSM

COLORS Black (12), True Navy (T9), Dark Heather Grey (4B)



T9
TRUE
NAVY



4B
DARK GREY
HEATHER



12
BLACK

[PFP2TB] **NEW**
**PREMIUM WOMEN'S
TECH FLEECE JOGGER**

SIZES SR XS - XL \$

BODY/
INSIDE

All new premium tech fleece jogger combines a breathable soft feel with a modern design built to travel on and off the bus to the rink and gym, featuring zippered side pockets with a silicone dipped waistband drawstring

LOGO CCM embroidery provides team embellishment area

CONTENT 84% polyester/12% Rayon/4% spandex 300GSM

COLORS Black (12), True Navy (T9), Dark Heather Grey (4B)



4B
DARK GREY
HEATHER



T9
TRUE
NAVY



12
BLACK

[TSS2RB] **NEW**
**SHORT SLEEVE PREMIUM
TRAINING TEE**



SIZES SR XS - XL \$

BODY/
INSIDE

Premium technical training tee with breath-able mesh inserts and Tactical Dry® technology designed to provide more mobility for your hockey resistance training workouts.

LOGO CCM 3D silicone print.

CONTENT 88% Recycled polyester/12% Spandex, 190gsm

COLORS Black (12), True Navy (T9), Dark Heather Grey (4B)



12
BLACK

[SKN2RA] **NEW**
**WOMEN'S TRAINING
SHORT**



SIZES SR XS - XL \$

BODY/
INSIDE

Featuring an exposed CCM jacquard elastic waistband and open side pockets, the team training short makes training day the best day.

LOGO CCM 3D silicone print.

CONTENT 100% Polyester tricot 150g

COLORS Black (12)



H2
HEATHER
RED



5C
HEATHER
NAVY



4G
HEATHER
BLACK

[T3340]
**WOMEN'S
CREW NECK TEE**

SIZES WM XS - XL \$

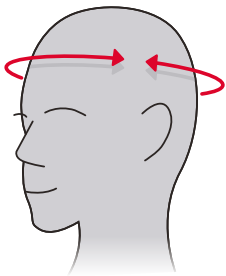
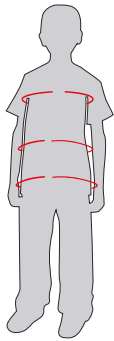
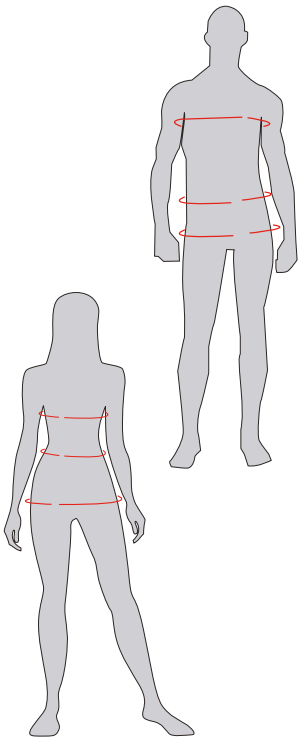
BODY/
INSIDE

Your favorite go to tee, with soft lightweight fabric to keep you cool, every day, every-where.

LOGO CCM embroidery on top right shoulder provides team embellishment area

CONTENT 50% Polyester/25% Cotton/25% Rayon, 152GSM

COLORS Heather Black (4G), Dark Heather Grey (4B), Heather Navy (5C)



MEN BODY MEASUREMENTS (measurements shown are in inches)							
ALPHA SIZE	XS	S	M	L	XL	2XL	3XL
CHEST CIRCUMFERENCE	33-35	36-38	39-41	42-44	45-48	49-52	53-58
WAIST CIRCUMFERENCE	26-28	29-31	32-34	35-38	39-43	44-48	49-53
HIPS CIRCUMFERENCE	32-34	35-37	38-40	41-44	45-48	48-52	52-56

NUMERIC SIZE	28	30	32	34	36	38	40
WAIST CIRCUMFERENCE	29.5	31.5	33.5	35.5	37.5	39.5	41.5

WOMEN BODY MEASUREMENTS (measurements shown are in inches)					
ALPHA SIZE	XS	S	M	L	XL
CHEST CIRCUMFERENCE	30-32	33-35	36-38	39-41	42-44
WAIST CIRCUMFERENCE	23-25	26-28	29-31	32-34	35-38
HIPS CIRCUMFERENCE	33-35	36-38	39-41	42-44	45-48

YOUTH BODY MEASUREMENTS (measurements shown are in inches)						
AGE GROUP / SIZE	3 - 5 / 2XS / 110	5 - 7 / XS / 120	7 - 9 / S / 130	9 - 11 / M / 140	11 - 13 / L / 150	13 - 15 / XL / 160
CHEST CIRCUMFERENCE	21-22	22-23	23-25	25-27	27-30	30-33.5
WAIST CIRCUMFERENCE	19-20	20-21	21-23	23-25	25-27.5	27.5-29.5
HIPS CIRCUMFERENCE	22-23	23-24	24-26.5	26.5-29	29-31.5	31.5-33.5
YOUTH CARRY OVER STYLES	J5314 YT PN5315 YT J5318 YT	J5320 YT J4797 YT F4795 YT	J5321 YT F7512 YT P5597 YT	T4800 YT T7928 YT	S7977 YT S5653 YT	

NEW 2022 YOUTH BODY MEASUREMENTS (measurements shown are in inches)						
AGE GROUP / SIZE	3 - 5 / 2XS / 110	5 - 7 / XS / 120	7 - 9 / S / 130	9 - 11 / M / 140	11 - 13 / L / 150	13 - 15 / XL / 160
CHEST CIRCUMFERENCE	24-25	25-26	26-27	27-29	29-31	31-34
WAIST CIRCUMFERENCE	22-23	23-24	24-25	25-27	27-28.5	28.5-30
HIPS CIRCUMFERENCE	25-26	26-27	27-28.5	28.5-31	31-32.5	32.5-34
YOUTH NEW STYLES	TSS2RA TLS2RA	FFZ2TA FCR2TB	FOZ2TB PLP2TA	FHO2TB PPF2TA		

MEASUREMENT FOR ADULT HEADWEAR				
INCHES	CM	HAT SIZE		
		FITTED	FLEX	ADJUSTABLE
20 1/8	51.1	6 3/8	YOUTH	ONE SIZE YT (OSFA)
20 1/2	52	6 1/2		
20 7/8	53	6 5/8		
21 1/4	53.9	6 3/4		
21 5/8	54.9	6 7/8		
22	55.9	7	S/M	ONE SIZE AD (OSFA)
22 3/8	56.8	7 1/8		
22 3/4	57.8	7 1/4		
22 7/8	58.7	7 3/8	L/XL	
23 1/2	59.7	7 1/2		
23 7/8	60.6	7 5/8		
24 1/4	61.6	7 3/4		
24 5/8	62.5	7 7/8	XL/XXL	
25	63.5	8 1/4		

Body sizing: Size specifications are based on body sizing measurements. Use this size chart as a guideline when ordering, allow enough room for ease of movement. Sleeve Length: Measure from the center back of the neck, over the point of shoulder and down the outer side of the arm to the wrist bone. Chest: Measure just under the arms. Waist: Loosely measure the narrowest circumference of the waist. Size charts are for reference only. Fit may vary depending on the construction and materials.

APPAREL FEATURES

- Put sweat in it's place Tactical Dry wicks moisture away from your skin, helping you stay drier and comfortable.
- Your body is an amazing heat source Tactical Degree traps body heat and sweat escape.
- Stay cool and comfortable Tactical Cool uses ventilation, moisture management and fabric construction to help aid the release of heat.



5000 PRACTICE SERIES

THE QUICKLITE 5000 PRACTICE SERIES IS THE PERFECT GO-TO JERSEY FOR PLAYERS OF ANY AGE. AVAILABLE IN MANY COLORS, THE SIMPLE DESIGN MAKES IT EASY TO EMBELLISH WITHOUT COMPROMISING COLORFASTNESS AND QUALITY.

- HIGH PERFORMANCE, BREATHABLE FABRIC
- OPTIMAL COLOR FASTNESS & SNAG RESISTANCE



COLOR OPTIONS

[5000]
5000
PRACTICE JERSEY

SIZES	SR	S, M, L, XL, 2XL, INTG, SRG	\$
	JR	XS, S/M, L/XL, G	\$

FEATURES

V-neck collar keeps its shape after wash and wear
Consistent fit through all styles
Woven neck tape & size label
Embroidered CCM

FABRIC

100% polyester, 135gsm
QLT knit



6000 PRACTICE SERIES

ENGINEERED WITH TACTICAL DRY TECHNOLOGY, THE QUICKLITE 6000 PRACTICE SERIES WILL KEEP YOU COOL AND DRY SO YOU CAN FOCUS ON THE GAME. EASY TO EMBELLISH AND COMES IN AN EXTENSIVE NUMBER OF COLORS.

- HIGH PERFORMANCE, BREATHABLE FABRIC
- MESH INSERTS FOR HIGHER VENTILATION
- ERGONOMIC ARM
- TACTICAL DRY MOISTURE WICKING
- OPTIMAL COLORFASTNESS & SNAG RESISTANCE



QUICKLITE PRACTICE



COLOR OPTIONS

[6000]
6000
PRACTICE JERSEY

SIZES	SR	S, M, L, XL, 2XL, INTG, SRG	\$
	JR	XS, S/M, L/XL, G	\$

FEATURES

- Next generation stretch collar for added comfort
- Tactical Dry moisture wicking
- Consistent fit through all styles
- Woven neck tape & size label
- Embroidered CCM (front and back)

FABRIC

100% polyester, 165gsm
Mid-weight QLT knit





[SX6000]
SX6000
PRACTICE SOCK

SR 30" \$
INT 27" \$
JR 24" \$
YT 22" \$



[S100P]
S100P
KNIT PRACTICE SOCK

SR 28" \$
INT 24" \$
JR 20" \$
YT 18" \$



[SX5000]
SX5000
TUBE SOCK

SR 30" \$
INT 27" \$
JR 24" \$
YT 22" \$

COLOR OPTIONS

- 01 - WHITE
- 05 - RED
- 08 - ROYAL
- 09 - NAVY
- 12 - BLACK
- 20 - SUNFLOWER
- 78 - MYSTIC GREY

FABRIC 100% polyester, 195gsm
High performance, breathable QLT knit

- FEATURES
- Tactical Dry moisture wicking
 - Two Velcro fasteners keep sock in place
 - Interlock inserts for better stretch, comfort and mobility
 - Interlock ankle holds pads, enhances fit and maintains shape
 - CCM embroidered logo

FABRIC 100% polyester

- FEATURES
- Elasticized ankle holds pads and enhances fit
 - CCM woven sizing label

FABRIC 100% polyester, 200gsm

- FEATURES
- Two Velcro fasteners keep sock in place
 - High performance fabric
 - Resistant to snags
 - CCM embroidered logo

COLOR OPTIONS



01 - WHITE



20 - SUNFLOWER



05 - RED



08 - ROYAL



09 - NAVY



12 - BLACK



78 - MYSTIC GREY



11 - KELLY GREEN



13 - DARK GREEN



10 - SKY BLUE



31 - HARVARD



62 - TURQUOISE BLUE



22 - PINK



04 - ORANGE



X5 - VIOLET

8000 GAME SERIES

WANT THE PRO LOOK WITHOUT THE PRO PRICE TAG? MADE FROM HIGH PERFORMANCE FABRIC WITH SUPERIOR VENTILATION AND AN ERGONOMIC ARM FIT, THE QUICKLITE 8000 GAME SERIES DELIVERS.

- HIGH PERFORMANCE, BREATHABLE FABRIC
- DOUBLE SHOULDERS
- MESH INSERTS FOR SUPERIOR VENTILATION
- ERGONOMIC ARM
- TACTICAL DRY MOISTURE WICKING
- OPTIMAL COLOR FASTNESS & SNAG RESISTANCE



[S100PT]
S100PT
KNIT GAME SOCK

SR 28" \$
INT 24" \$
JR 20" \$
YT 18" \$

[SX8000]
SX8000
GAME SOCK

SR 30" \$
INT 27" \$
JR 24" \$
YT 22" \$

[8000]
8000
GAME JERSEY

SIZES
SR S, M, L, XL, 2XL, INTG, SRG \$
JR XS, S/M, L/XL, G \$

FABRIC 100% polyester

- FEATURES
- Elasticized ankle holds pads and enhances fit
 - 31 NHL team patterns available
 - CCM woven sizing label

FABRIC 100% polyester, 195gsm QLT knit

- FEATURES
- Tactical Dry moisture wicking
 - Two Velcro fasteners keep sock in place
 - Interlock inserts for better stretch, comfort and mobility
 - Interlock ankle holds pads, enhances fit and maintains shape
 - 31 NHL team patterns available
 - CCM embroidered logo

FABRIC 100% Polyester, 165gsm Mid-weight QLT knit

- FEATURES
- Next generation stretch collar for added comfort
 - Tactical Dry moisture wicking
 - Double shoulders for durability
 - Consistent fit through all styles
 - 31 NHL team patterns available
 - Woven neck tape & size label
 - Embroidered CCM (front and back)

*ACTUAL COLORS MAY VARY.

IN STOCK
BOSTON

TEAM



WHITE



IN STOCK
BUFFALO

TEAM



WHITE



IN STOCK
CALGARY

TEAM



WHITE



IN STOCK
CHICAGO

TEAM



WHITE



IN STOCK
DALLAS

TEAM



WHITE



IN STOCK
LOS ANGELES

TEAM



WHITE



IN STOCK
NY ISLANDERS

TEAM



WHITE



IN STOCK
NY RANGERS

TEAM



WHITE



IN STOCK
OTTAWA

TEAM



WHITE



IN STOCK
PHILADELPHIA

TEAM



WHITE



IN STOCK
TAMPA BAY

TEAM



WHITE



IN STOCK
VEGAS

TEAM



WHITE



IN STOCK
WINNIPEG

TEAM



WHITE



BOOKING
ANAHEIM

TEAM



WHITE



BOOKING
ARIZONA

TEAM



WHITE



BOOKING

CAROLINA

TEAM



WHITE



BOOKING

COLORADO

TEAM



WHITE



BOOKING

COLUMBUS

TEAM



WHITE



BOOKING

DETROIT

TEAM



WHITE



BOOKING

EDMONTON

TEAM



WHITE



BOOKING

FLORIDA

TEAM



WHITE



BOOKING

MINNESOTA

TEAM



WHITE



BOOKING

MONTREAL

TEAM



WHITE



BOOKING

NASHVILLE

TEAM



WHITE



BOOKING

NEW JERSEY

TEAM



WHITE



BOOKING

PITTSBURGH

TEAM



WHITE



BOOKING

SAN JOSE

TEAM



WHITE



BOOKING

TORONTO

TEAM



WHITE



BOOKING

ST. LOUIS

TEAM



WHITE



BOOKING

VANCOUVER

TEAM



WHITE



BOOKING

WASHINGTON

TEAM



WHITE





8000C



SX8000C

MINIMUM - 18 UNITS PER STYLE/COLOR (CAN BE SPLIT ACROSS ALL SIZES)

LOGO OPTIONS

EMBROIDERED PATCH
(GLUED)



SUBLIMATED PATCH
(GLUED)



LOGO PLACEMENT

- 1) NO LOGO
- 2) FRONT CREST ONLY
- 3) FRONT CREST + 2 SHOULDER PATCHES

CCM LOGO COLOR:

- BLACK ON WHITE JERSEYS
- WHITE ON COLORED JERSEYS

LOGO SIZES:

FRONT CREST

- SR: 11" MAX.*
- JR: 9" MAX.*

SHOULDER CREST

- SR: 4" MAX*
- JR: 3" MAX.*

* FINAL DIMENSIONS BASED ON SHAPE OF YOUR LOGO

ORIGINAL



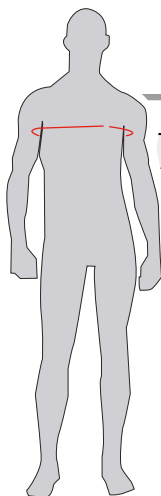
CUSTOMIZED



JERSEY COLOR OPTIONS

WHITE 426	ORANGE 165	RED 186	ROYAL 281	NAVY 282
BLACK 426	DARK GREEN 3435	SUNFLOWER 1235	PINK 205	MEDIUM GREEN 349
STORM 432	ST. LOUIS ROYAL 287	TURQUOISE 315	CANADIENS RED 187	MYSTIC GREY 7543
SKY BLUE 292	KELLY GREEN 356	SPECIAL ORANGE 1655	VIOLET 267	HARVARD 202

QUICKLITE GAMEWEAR SIZE CHART



SR BODY MEASUREMENTS (measurements shown are in inches)

ALPHA SIZE	2XS	XS	S	M	L	XL	2XL	3XL
CHEST CIRCUMFERENCE	31 1/2 - 34	34 - 36 1/4	36 1/4 - 39 3/8	39 3/8 - 42 1/2	42 1/2 - 46 1/2	46 1/2 - 51	51 - 56	56 - 60 5/8
PLAYER JERSEY SIZE	S	S	S	M	L	XL	2XL	2XL
GOALIE JERSEY SIZE	JR	JR	INT	INT	SR	SR	SR	SR



JR BODY MEASUREMENTS (measurements shown are in inches)

AGE GROUP / SIZE	3 - 5 / 2XS	5 - 7 / XS	7 - 9 / S	9 - 11 / M	11 - 13 / L	13 - 15 / XL
CHEST CIRCUMFERENCE	22 - 24	24 - 25 1/4	25 1/4 - 28	28 - 30 3/4	30 3/4 - 34	34 - 36
PLAYER JERSEY SIZE	XS	XS	S/M	S/M	L/XL	L/XL
GOALIE JERSEY SIZE	JR	JR	JR	JR	JR	JR



9000C \$

PRO CLASSIC

- DOUBLE SHOULDER/ DOUBLE ELBOW
- REINFORCED STITCH
- FLEX COLLAR
- FIGHT STRAP AND DROP TAIL INCLUDED
- ENGINEERED STRIPING
- EMBELLISHMENT OPTIONS**
- EMBROIDERED CCM (FRONT AND BACK)
- LACE NECK**

FABRIC 100% POLYESTER PRO WEIGHT FLO-KNIT
SIZES SR 44, 46, 48, 50, 52, 54, 56, 58, 60
 GOALIE 52G, 54G, 56G, 58G, 60G



8700C \$

SEMI-PRO CLASSIC

- DOUBLE SHOULDER
- FLEX COLLAR
- DROP TAIL INCLUDED
- ENGINEERED STRIPING
- EMBELLISHMENT OPTIONS**
- EMBROIDERED CCM (FRONT AND BACK)
- FIGHT STRAP **
- DOUBLE ELBOW **
- DOUBLE STITCHING**
- LACE NECK **

FABRIC 100% POLYESTER HEAVY WEIGHT FLO-KNIT
SIZES SR S, M, L, XL, 2XL, SRG
 JR S/M, L/XL



8500C \$

SEMI-PRO SUBLIMATED CLASSIC

- DOUBLE SHOULDER
- FLEX COLLAR
- DROP TAIL INCLUDED
- FULLY SUBLIMATED OR EMBELLISHMENT OPTIONS**
- SUBLIMATED CCM (FRONT AND BACK)
- SUBLIMATED NUMBER INCLUDED
- FIGHT STRAP**
- DOUBLE ELBOW **
- DOUBLE STITCHING**
- LACE NECK **

FABRIC 100% POLYESTER HEAVY WEIGHT FLO-KNIT
SIZES SR S, M, L, XL, 2XL, SRG
 JR S/M, L/XL

SX9000C \$

PRO CLASSIC

- ENGINEERED STRIPE
- SINGLE KNEE
- EMBROIDERED CCM

FABRIC 100% POLYESTER PRO WEIGHT DOUBLE KNIT
SIZES SR - 30" / INT - 27" / JR - 24"

SX8500C \$

PRO SUBLIMATED CLASSIC

- FULLY SUBLIMATED
- SINGLE KNEE
- SUBLIMATED CCM

FABRIC 100% POLYESTER PRO WEIGHT DOUBLE KNIT
SIZES SR - 30" / INT - 27" / JR - 24"

** EXTRA CHARGES APPLY

LOGO OPTIONS

EMBROIDERED PATCH



SUBLIMATED PATCH



FULLY SUBLIMATED



PLACEMENT
OPTIONS

1. FRONT CREST ONLY
2. FRONT CREST AND 2 SHOULDER PATCHES

NAME & NUMBER KIT

- 3" NAME
- UP TO TWO, 10" / 12" BACK NUMBERS
- UP TO TWO 4" NUMBERS PER SLEEVE

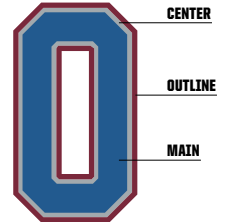
OPTIONS:

- 1 COLOR NAME & NUMBER
- 1 COLOR NAME / 2 COLOR NUMBER
- 1 COLOR NAME / 3 COLOR NUMBER
- 2 COLOR NAME & NUMBER

NUMBER ONLY KIT

- UP TO TWO, 10" / 12" BACK NUMBERS
- UP TO TWO 4" NUMBERS PER SLEEVE

- OPTIONS:
- 1 COLOR
 - 2 COLORS
 - 3 COLORS



JERSEY COLOR OPTIONS

WHITE	YELLOW 106	GOLD 143	ORANGE 158	RED 186	PURPLE 2695	ST. LOUIS ROYAL 2758	JADE 329	TURQUOISE BLUE 315
NAVY 289	KHAKI 5757	KELLY GREEN 356	BLACK	DARK GREEN 3435	GREY 429	BROWN 440	CANADIENS RED 187	ORANGE 172
AIR FORCE BLUE 285	ORANGE 1665	LIGHT MAROON 188	GOLD 123	YELLOW 116	BEIGE 468	MEDIUM GREEN 349	MEDIUM BEIGE 4252	TAUPE 8003
BLUE 2727	TEAL 3155	CAPITAL BLUE 647	BRONZE 876	DARK TURQUOISE 309	YELLOW-GREEN 388	EGGPLANT 518	LIGHT BLUE 542	DARK MAROON 504
GREY CG4	GOLD 457	MEDIUM BLUE 661	ROANGE 1505	DARK TAN 802	PINK 212	RUST 1675	HARVARD 202	ROYAL BLUE 286

CUSTOM SIZE CHART COMPARISONS

QTL 8000C	JR - XS	JR - S/M	JR - L/XL	JR - G			S	M	L	XL	2XL				INTG	SRG				
EDGE 7000								52	54	56	58				56G	58G	60G			
CLASSIC 900C							44	46	48	50	52	54	56	58	60	52G	54G	56G	58G	60G
CLASSIC 8500C / 8700C	JR - S/M	JR - L/XL	SR - M	SR - L	XS	S	M	L	L	XL	2XL							SRG	SRG	

CCM FREESTYLE SUBLIMATION - PERFORMANCE SERIES MODIFIED CUSTOM PROGRAM



FULLY SUBLIMATED \$

- 4 COLLAR OPTIONS
- PERFORMANCE FABRIC (STD)
- DOUBLE ELBOWS (STD)
- DOUBLE SHOULDER (STD)
- TIE DOWN STRAP (OPTION)
- SUBLIMATED PLAYER PERSONALIZATION
- SUBLIMATED TEAM LOGOS
- SUBLIMATED SPONSORS, FLAGS, STOP SIGNS



FULLY SUBLIMATED WITH TWILL FEATURES \$

- 4 COLLAR OPTIONS
- PERFORMANCE FABRIC (STD)
- DOUBLE ELBOWS (STD)
- DOUBLE SHOULDER (STD)
- TIE DOWN STRAP (OPTION)
- TACKLE/TWILL PLAYER PERSONALIZATION
- TACKLE/TWILL TEAM LOGOS
- EMBROIDERED (SPONSORS, FLAGS, STOP SIGNS)

4 COLLAR OPTIONS



TRADITIONAL V-NECK
STANDARD V-NECK COLLAR



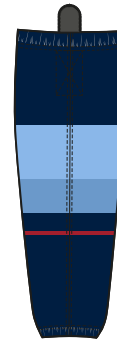
TRADITIONAL MODIFIED V-NECK
STANDARD V-NECK COLLAR WITH GUSSET



PRO V-NECK
ROUNDED V-NECK WITH FOLD OVER GUSSET



TRADITIONAL LACE UP
LACE UP COLLAR WITH GUSSET



CCM FREESTYLE ESSENTIAL SERIES JERSEY & SOCK

Show off your team colors in our Sublimated Hockey Jersey. Engineered for durability, this jersey is made of 100% Polyester Dry-Excel™ moisture wicking performance fabric to help you keep your cool on the ice. CCM FreeStyle Sublimation lets you create a custom look that will stand the test of time in just a few clicks. Your team colors will stay vibrant wash after wash and wear after wear. Custom elements like names and numbers will never crack or peel as they're a part of the garment itself!

JERSEY \$

- 100% Polyester Dry-Excel™ Smooth Wicking Knit (single ply)
- V-neck Collar
- CCM outside Locker Label

SOCKS \$

- 100% Polyester Dry-Excel™ Smooth Wicking Knit (single ply)
- Encased elastic at top and bottom
- Hook-n-loop fastener at top

SERVICE FEATURES & BENEFITS MAY 2022:

- Turbo Program - 5 to 10 business day production time (after art approval)
- Pre-set mascot logo options including CAN & US flags & STOP sign
- Team logos added for free when uploaded in high resolution version
- MOQ standard design lines 1 pc
- MOQ custom design lines 12 pcs (no silhouette changes)
- MOQ all fill in orders 1 pc



CCM FREESTYLE SUBLIMATION-PERFORMANCE SERIES MODIFIED CUSTOM PROGRAM

Show off your team colors in our CCM FREESTYLE Sublimated Performance Series Modified Custom Program. Customize your uniform with different necklines and different decoration options, sublimation or tackle twill, along with more options to choose from.

JERSEY

\$

- 100% Polyester Wicking Knit with 100% polyester back mesh
- 4 Neckline options:
 - Pro V-neck
 - Traditional V-neck
 - Traditional Modified V-neck
 - Traditional Lace-up

Choose between

- Single Shoulder or Double Shoulder
- Optional fight strap
- Sublimated or Tackle Twill logos, numbers, and Captain Letter
- Sublimated or Embroidery patch Stop Sign, Flag
- Double Elbow construction across all necklines
- Back mesh panel for breathability
- CCM outside Locker Label

SOCKS

\$

- 100% Polyester Wicking Knit (single ply)
- Encased elastic at top and bottom
- Hook-n-loop fastener at top

PANT SHELL


AVAILABLE AUGUST 2022

\$

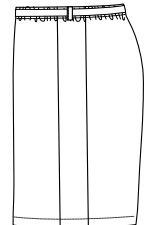
- Sublimated polyester oxford with rib side panel
- Designed to fit over most hockey pants
- Wrap around belt with quick clinch buckle for easy adjusting



FRONT VIEW



BACK VIEW



SIDE VIEW

SERVICE FEATURES & BENEFITS MAY 2022:

- Lead Time - 4 to 5 weeks once artwork is approved
- Pre-set mascot logo options including CAN & US flags & STOP sign -
- Team logos added for free when uploaded in high resolution version
- MOQ standard or custom design lines 20 pcs. (Below min available with upcharge)

CUSTOM BAGS



EBTPRO CUSTOM BAG

- PRO HEAVY DUTY WATER-RESISTANT TARPULIN
- REINFORCED WEBBED SIDE AND END HANDLES
- INTERNAL MESH ACCESSORY POCKET WITH ZIPPER
- SIZES:
30" L X 18" H X 15" W
32" L X 20" H X 15" W
42" L X 20" H X 20" W

PLAYER/ GOALIE BAG (EBTPRO)

- 2 LOGOS - ONE ON EACH SIDE PANEL
- SIZE - 10" X 10" MAXIMUM



EBSPPRO CUSTOM BAG

- PRO HEAVY DUTY WATER-RESISTANT TARPULIN
- OVERSIZED END POCKETS
- REINFORCED WEBBED STRAPS WITH ADJUSTABLE AND REMOVABLE SHOULDER STRAP
- SIZE:
24" L X 14" H X 14" W

SPORT BAG (EBSPPRO)

- 1 LOGO - SIDE PANEL ONLY (CCM ON OTHER SIDE)
- SIZE 10" X 10" MAXIMUM



EBTEAMBP CUSTOM BAG

- 600D RIPSTOP POLYESTER CONSTRUCTION
- SPACIOUS MAIN COMPARTMENT + ACCESSORY POCKETS
- PADDED LAPTOP SLEEVE
- PADDED STRAPS AND BACK
- SIZE:
13" W X 18.5" H X 7.5" D

BACKPACK (EBTEAMBP)

- 1 LOGO - FRONT POCKET PLACEMENT
- SIZE - 4" X 4" MAXIMUM

BASE COLORS



BLACK

NAVY

RED*

CHARCOAL*

* NOT AVAILABLE FOR EBTEAMBP

MINIMUMS

- EBTPRO (PLAYER) - 15
- EBTPRO (GOALIE) - 2**
- EBSPPRO (SPORT) - 15
- EBTEAMBP (BACKPACK) - 15

** MUST ORDER 15 PLAYER BAGS TO QUALIFY

LOGO OPTIONS

TWILL CREST



SCREEN PRINT



NO COLOR LIMITATIONS ON EITHER TWILL CREST OR SCREEN PRINT

STRAP COLORS

SELECT ANY COMBINATION OF THESE COLORS FOR BOTH YOUR 1" AND 2" WEBBING*

*NO STRAP COLOR OPTION ON THE EBTEAMBP



BLACK



WHITE



RED - 186C



NAVY - 282C



ROYAL 58 - 287C



ROYAL 08 - 281C



YELLOW - 109C



ANTIQUÉ GOLD - 4515C



SKY BLUE - 292C



PHOENIX RED - 202C



SILVER - 429C



MEDIUM GREEN - 349C



DARK GREEN - 3435C




KELLY GREEN - 356C



SUN FLOWER - 1235C



PURPLE - 267C



BEIGE - 468C



BROWN - 440C



ORANGE - 166C



MAROON - 490C



CANADIENS RED - 187C




TEAL - 315C



CHARCOAL - 431C



RED



NAVY



BLACK

[EBCOREPRO]
PRO CORE
BAG

SIZES	32" L X 20" H X 15" W (VOLUME: 9,600 INCH ³)	\$
	30" L X 18" H X 15" W (VOLUME: 8,100 INCH ³)	\$

MATERIALS	Pro-quality 600D polyester construction.
COMPARTMENTS	2 large accessory pockets inside.
EXTERIOR	One removable side panel so you can proudly display your team logo.
HANDLES	Reinforced webbed handles at each end.
ACCESSORIES	Player ID pocket
COLORS	Black, Navy, Red



BLACK/WHITE



NAVY/WHITE



BLACK/RED

[EBTPRO]
PRO TEAM
BAG

SIZES	32" L X 20" H X 15" W (VOLUME: 9,600 INCH ³)	\$
	30" L X 18" H X 15" W (VOLUME: 8,100 INCH ³)	\$

MATERIALS	Pro heavy-duty water-resistant tarpaulin.
WHEELS	Both side panels blank so you can proudly display your team logo.
HANDLES	Reinforced webbed side and end handles.
LOGO	Internal mesh accessory pocket with zipper / Player ID pocket
COLORS	Black/White, Navy/White, Black/Red



RED



NAVY



BLACK

[EBGPROCORE]
PRO CORE GOALIE BAG

SIZES	42" L X 20" H X 20" W (VOLUME: 16,800 INCH ³)	\$
-------	--	----

MATERIALS	Pro-quality 600D polyester construction.
COMPARTMENTS	2 large accessory pockets inside.
EXTERIOR	One removable side panel so you can proudly display your team logo.
HANDLES	Reinforced webbed carrying handles at each end.
ACCESSORIES	Player ID pocket.
COLORS	Black, Navy, Red



BLACK



NAVY

[EBPROGOAL]
PRO CARRY GOALIE BAG

SIZES	42" L X 20" H X 20" W (VOLUME: 16,800 INCH ³)	\$
-------	--	----

MATERIALS	Heavy-duty water-resistant tarpaulin.
EXTERIOR	Both side panels left blank to display team logos
HANDLES	Reinforced webbed carry handles on sides and ends
ACCESSORIES	Zippered mesh accessory pocket inside. / Player ID pocket.
COLORS	Black / White, Navy / White



BLACK



NAVY

[EBSPPRO]
TEAM SPORT
BAG

SIZES	24" L X 14" H X 14" W (VOLUME: 4,704 INCH ³)	\$
-------	---	----

MATERIALS	Pro heavy-duty water-resistant tarpaulin.
COMPARTMENTS	Oversized end pockets.
EXTERNAL	Back panel blank so you can proudly display your team logo.
HANDLES	Reinforced webbed straps with adjustable and removable shoulder strap.
ACCESSORIES	Player ID pocket.
COLORS	Black, Navy



[EBSPB]
SPORT BAG

SIZES 24" L X 13" H X 12" W \$
(VOLUME: 3,744 INCH³)

MATERIALS	600D polyester construction.
COMPARTMENTS	Oversized end pockets.
HANDLES	Webbed handle with padded Uni-Grip + removable and adjustable shoulder strap.
ACCESSORIES	Player ID pocket.
COLORS	Black



[EBSPORTBP]
SPORT BACKPACK

SIZES 13"W X 18.5"H X 7.5"D \$

MATERIALS	600D & 420D honeycomb ripstop polyester reinforced along the bottom with tarpaulin fabric.
COMPARTMENTS	2 spacious main compartments + accessory pockets.
INTERIOR	Padded laptop & tablet sleeves.
HANDLES	Padded straps and back.
COLORS	Black



[EBTEAMPB]
TEAM BACKPACK

SIZES 13"W X 18.5"H X 7.5"D \$

MATERIALS	600D ripstop polyester construction - Lightweight and made to last.
COMPARTMENTS	Spacious main compartment + accessory pockets.
INTERIOR	Padded laptop sleeve.
HANDLES	Padded straps and back
LOGO	Front panel blank so you can proudly display your team logo.
COLORS	Black



[EBSMBGCCM]
TOILETRY BAG

SIZES 10.75" L X 6" H X 4.75" W \$

MATERIALS	Pro heavy-duty water-resistant tarpaulin.
COMPARTMENTS	Mesh pocket inside.
COLORS	Black



[EBTSTIWH]
TEAM WHEELED STICK BAG

SIZES 77" L X 10" H X 15" W \$

MATERIALS	Heavy-duty water-resistant tarpaulin.
WHEELS	All-terrain wheels.
COMPARTMENTS	Holds 70+ player sticks.
HANDLES	Easy-to-carry strap.
COLORS	Black



[EBPUCKDLX]
DELUXE PUCK BAG

SIZES \$
11" L X 13" H X 9" W

MATERIALS	1680D nylon/polyester construction with foam-insulated liner.
COMPARTMENTS	Holds approximately 60 pucks.
HANDLES	Adjustable/removable strap with non-slip foam pad.
COLORS	Black



[EBPUCK]
PUCK BAG

SIZES \$
10" L X 10" H X 10" W

MATERIALS	600D polyester construction.
COMPARTMENTS	Wide zipper opening.
HANDLES	Adjustable and removable shoulder strap with non-slip pad.
COLORS	Black



BLACK

[EBSTI] \$

STICK BAG

SIZES 71" L X 14.5" H \$

MATERIALS	Heavy-duty polyester.
COMPARTMENTS	Holds 2 sticks.
HANDLES	Easy-to-carry strap.
COLORS	Black



[NGPRO]

PRO CUT RESISTANT BIBBED NECK GUARD

SIZES SR \$
JR \$

FIT	SOFT MOLDED SHAPE AROUND THE NECK WITH BIB	Incredibly comfortable and flexible.
MATERIAL	CUT-RESISTANT MATERIAL	Must-have cut protection that breathes.
INTERIOR	SOFT LINER	Prevents skin irritation.
ADJUSTABLE	ADJUSTABLE VELCRO STRAP	Customize your best fit.
CERTIFICATION	CE- AND BNQ-CERTIFIED PROTECTION	



[NG900]

900 CUT RESISTANT NECK GUARD

SIZES SR \$
JR \$

FIT	SOFT TWO-PIECE CONSTRUCTION	Comfortable and flexible fit.
MATERIAL	CUT-RESISTANT MATERIAL	Must-have cut protection that breathes.
INTERIOR	SOFT LINER	Prevents skin irritation.
ADJUSTABLE	STRETCH VELCRO STRAP	Customize your best fit.
CERTIFICATION	BNQ-CERTIFIED PROTECTION	



[NG600]

600 CUT RESISTANT NECK GUARD

SIZES SR \$
JR \$
YT \$

FIT	ARCHED SHAPE DESIGN	Comfortable fit that contours the neck.
MATERIAL	1680D POLYESTER AND FOAM	Must-have cut protection.
INTERIOR	SOFT LINER	Prevents skin irritation.
ADJUSTABLE	VELCRO STRAP	Customize your best fit.
CERTIFICATION	BNQ-CERTIFIED PROTECTION	



RED



BLUE



PINK



BLACK



WHITE



CARRY CASE INCLUDED

NEW [MG3DGRD] \$

3D GUARD CUSTOM MOUTHGUARD



SIZES OSFA (OVER 5')

TECHNOLOGY	CRUMPLE ZONE TECHNOLOGY	Stronger than standard EVA Mouthguard for maximum impact absorption. Perforated design to drink without removing the guard.
THICKNESS	1.6MM ON THE INSIDE - 2.4MM ON THE OUTSIDE TO PUT PROTECTION WHERE NEEDED, AND COMFORT WHERE DESIRED.	
PERFORMANCE	RE-ENGINEERED PERFORATIONS TO STRENGTHEN	
FIT	CUSTOM-FITTED IN UNDER 5 MINUTES WITH THE OPTION TO RE-MOLD FOR THE ULTIMATE FIT. MAY BE USED WITH BRACES (MUST BE FIT BY A DENTIST).	
CERTIFICATION	BLACK, WHITE, RED, BLUE, PINK	



RED



BLUE



PINK



BLACK



WHITE

NEW [MGAEROGRD] \$

AERO CUSTOM MOUTHGUARD



NEW SIZES L (OVER 6')
M (5' - 6')
S (UNDER 5')

TECHNOLOGY	CRUMPLE ZONE TECHNOLOGY	Stronger than standard EVA Mouthguard for maximum impact absorption
THICKNESS	1.6MM - 50% THINNER THAN STANDARD EVA MOUTHGUARD FOR IMPROVED COMFORT	
PERFORMANCE	RE-ENGINEERED PERFORATIONS TO STRENGTHEN	
FIT	CUSTOM-FITTED IN UNDER 2 MINUTES WITH THE OPTION TO RE-MOLD FOR THE ULTIMATE FIT. M AND L MAY BE USED WITH BRACES (MUST BE FIT BY A DENTIST).	
CERTIFICATION	BLACK, WHITE, RED, BLUE, PINK	

CCM